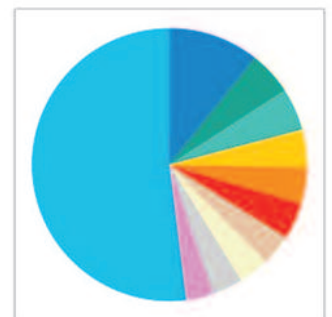
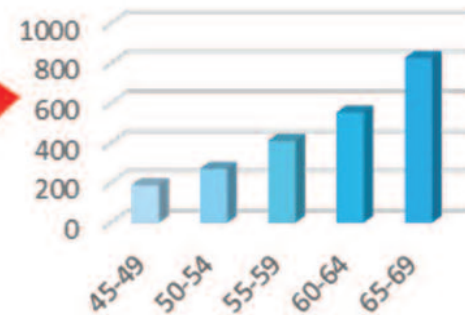
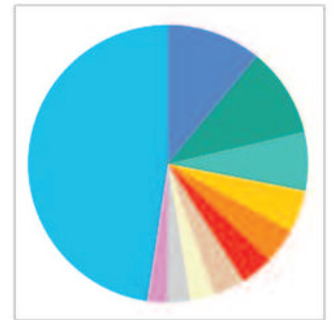


# CANCER INCIDENCE & MORTALITY DATA SRI LANKA 2020



# National Cancer Incidence and Mortality Data Sri Lanka 2020



National Cancer Control Programme  
555, Public Health Complex,  
Elvitigala Mawatha,  
Narahenpita, Colombo 5,  
Sri Lanka

22<sup>nd</sup> Publication – National Cancer Incidence and Mortality Data Sri Lanka: 2020  
Published in March 2023  
ISBN No. 978-624-5719-76-1

**Compiled by**

Strategic Information Management (SIM) Unit  
National Cancer Control Programme  
Ministry of Health

**Published by**



National Cancer Control Programme  
Ministry of Health  
555/5, Public Health Complex,  
Elvitigala Mawatha,  
Narahenpita, Colombo 05,  
Sri Lanka

Contact No +94 112368627, Fax +94 112368627  
Email: [nccpsl@yahoo.com](mailto:nccpsl@yahoo.com)  
Web: [www.nccp.health.gov.lk](http://www.nccp.health.gov.lk)



National Cancer Control Programme, Sri Lanka

Printed by: Print & Print Graphics (Pvt) Ltd,  
No. 06, Sri Bodhiraja Mawatha,  
Maligawatta, Colombo 10.  
Tel: 011 2687870  
[Printgraphic2@gmail.com](mailto:Printgraphic2@gmail.com)

## Table of contents

	Page No.
Table of contents	iii
List of Tables	iv
List of Figures	vi
Message from the Director General of Health Services	ix
Message from the Deputy Director General of Non- Communicable Disease	xi
Foreword from Director, National Cancer Control Programme	xiii
List of contributors	xv
List of Acknowledgement	xvi
Executive summary	1
Introduction	5
Methodology	6
Cancer incidence data of Sri Lanka	13
Cancer mortality data of Sri Lanka	103
Statistical Terminology	111
List of references	113



## List of Tables

Table No.	Description	Page No.
Table 1:	Distribution of government cancer treatment centres in the year 2020	07
Table 2:	Distribution of pathology laboratories which sent details of newly diagnosed cancer patients in the year 2020	08
Table 3:	Distribution of OMF Units which sent details of newly diagnosed cancer patients in the year 2020	09
Table 4:	Estimated mid-year population by five-year age groups in Sri Lanka 2020	11
Table 5:	Estimated mid-year population by the district in Sri Lanka 2020	11
Table 6:	Cancer Incidence by sex in Sri Lanka, 1985- 2020	14
Table 7:	Cancer Incidence by 5 – year age groups and sex in Sri Lanka, 2020	17
Table 8:	Leading cancer site by sex in Sri Lanka, 2020	18
Table 9:	Number of cancers by 5-year age groups and ICD 10 site, among males in Sri Lanka,2020	26
Table 10:	Number of cancers by 5-year age groups and ICD 10 site, among females in Sri Lanka, 2020	28
Table 11:	Number of cancers by five-year age group and ICD 10 site categories among males in Sri Lanka, 2020	30
Table 12:	Number of Cancers by five-year age group and ICD 10 site categories among females in Sri Lanka, 2020	31
Table 13:	Age Specific Incidence Rate, Crude Incidence Rate, Age Standardized Incidence Rate per 100 000 population and Cumulative Risk of cancers by five – Year age group and ICD 10 site categories among Males in Sri Lanka, 2020	32
Table 14:	Age Specific Incidence Rate, Crude Incidence Rate, Age Standardized Incidence Rate per 100 000 population and Cumulative Risk of cancers by five – Year age group and ICD 10 site categories among Males in Sri Lanka, 2020	33
Table 15:	Lip, Tongue and Mouth cancers incidence data in Sri Lanka, 2020	34
Table 16:	Pharyngeal cancer incidence data in Sri Lanka, 2020	37
Table 17:	Oesophageal cancer incidence data in Sri Lanka, 2020	39
Table 18:	Stomach cancer incidence data in Sri Lanka, 2020	41
Table 19:	Colon and Rectal cancer incidence data in Sri Lanka, 2020	43
Table 20:	Laryngeal cancer incidence data in Sri Lanka, 2020	46
Table 21:	Trachea, Bronchus and Lung cancer incidence data in Sri Lanka, 2020	48
Table 22:	Skin cancer incidence data in Sri Lanka, 2020	50
Table 23:	Breast cancer incidence data in Sri Lanka, 2020	53
Table 24:	Cervix Uteri cancer incidence data in Sri Lanka,2020	56
Table 25:	Uterine cancer incidence data in Sri Lanka, 2020	58
Table 26:	Ovarian cancer incidence in Sri Lanka, 2020	60
Table 27:	Prostate cancer incidence data in Sri Lanka, 2020	63

Table No.	Description	Page No.
Table 28:	Urinary bladder cancer incidence data in Sri Lanka,2020	65
Table 29:	Thyroid gland cancer incidence data in Sri Lanka,2020	67
Table 30:	Lymphoma incidence data in Sri Lanka, 2020	69
Table 31:	Leukemia incidence data in Sri Lanka, 2020	71
Table 32:	Basis of diagnosis of cancer patients in Sri Lanka, 2020	74
Table 33:	Childhood and adolescent cancer incidence data (0-19 years) in Sri Lanka, 2020	76
Table 34:	Overall, Cancer Incidence by province & district in Sri Lanka, 2020	82
Table 35:	Leading cancer incidence data by district in Sri Lanka, 2020	83
Table 36:	Deaths due to neoplasms out of all deaths reported to vital registration system of Sri Lanka 2001 – 2020	103
Table 37:	Deaths due to neoplasms by sex out of all deaths reported to vital registration system of Sri Lanka 2001 – 2020	104
Table 38:	Number of deaths due to cancers by sex & site of cancer based on deaths reported to vital registration system of Sri Lanka 2015	106
Table 39:	Deaths due to cancers among males & females in hospitals in Sri Lanka, 2005-2020	108
Table 40:	Deaths due to cancers in hospitals, crude hospital annual death rates due to cancers and proportionate mortality ratio for cancers out of all hospital deaths in Sri Lanka, 2005-2020	108
Table 41:	Hospitalizations, hospital deaths and case fatality rate due to cancers in year 2020 by RDHS divisions in Sri Lanka	109

## List of Figures

Figure No.	Description	Page No.
Figure 1 :	Flow diagram of the process of cancer registration in Sri Lanka	06
Figure 2 :	Population pyramid of Sri Lanka in 2020 by 5- year age groups	13
Figure 3:	Crude Cancer Incidence Rates of Sri Lanka, 1985-2020	15
Figure 4:	Age Standardized Cancer Incidence Rates of Sri Lanka, 1985-2020	15
Figure 5:	Age Standardized Cancer Incidence Rates of Sri Lanka, 2005 - 2020	16
Figure 6:	Cancer Incidence Rates of Sri Lanka in 2020	16
Figure 7:	Age Specific Cancer Rates Rates Sri Lanka,2020	17
Figure 8:	Proportion of leading cancers in males in Sri Lanka, 2020	19
Figure 9:	Proportion of leading cancers in females in Sri Lanka, 2020	19
Figure 10:	Crude incidence rates of leading cancers in males in Sri Lanka, 2020	20
Figure 11:	Crude incidence rates of leading cancers in females in Sri Lanka, 2020	20
Figure 12:	Leading cancers by 00 – 14 year age group among males in Sri Lanka, 2020	21
Figure 13:	Leading cancers by 00 – 14 year age group among females in Sri Lanka, 2020	21
Figure 14:	Leading cancers by 15-34 age group among males in Sri Lanka, 2020	22
Figure 15:	Leading cancers by 15-34 age group among females in Sri Lanka, 2020	22
Figure 16:	Leading cancers by 35-49 year age group among males in Sri Lanka, 2020	23
Figure 17:	Leading cancers by 35-49 year age group among females in Sri Lanka, 2020	23
Figure 18:	Leading cancers by 50 – 64 age group among males in Sri Lanka, 2020	24
Figure 19:	Leading cancers by 50 – 64 age group among females in Sri Lanka, 2020	24
Figure 20:	Leading cancers by 65 years and above age group among males in Sri Lanka, 2020	25
Figure 21:	Leading cancers by 65 years and above age group among females in Sri Lanka, 2020	25
Figure 22:	Age Specific Incidence Rates of Lip, Tongue and Mouth cancer in Sri Lanka, 2020	36
Figure 23:	Age Standardized Incidence Rates of Lip, Tongue and Mouth cancer in Sri Lanka, 1995-2020	36
Figure 24:	Age Specific Incidence Rate of Pharyngeal cancer in Sri Lanka,2020	38
Figure 25:	Age Standardized Incidence Rates of Pharyngeal cancer in Sri Lanka,1995-2020	38
Figure 26:	Age Specific Incidence Rates of Oesophageal cancer in Sri Lanka,2020	40
Figure 27:	Age Standardized Incidence Rates of Oesophageal cancer in Sri Lanka, 2005-2020	40
Figure 28:	Age Specific Incidence Rates of Stomach cancer in Sri Lanka, 2020	42
Figure 29:	Age Standardized Incidence Rates of Stomach cancer in Sri Lanka,2005-2020	42
Figure 30:	Age Specific Incidence Rates of Colon and Rectal cancer in Sri Lanka, 2020	45
Figure 31:	Age Standardized Incidence Rates of Colon and Rectal cancer in Sri lanka,2005-2020	45
Figure 32:	Age Specific Incidence Rates of Laryngeal cancer in Sri Lanka,2020	47

Figure No.	Description	Page No.
Figure 33:	Age Standardized Incidence Rates of Laryngeal cancer in Sri Lanka,1995-2020	47
Figure 34:	Age Specific Incidence Rates of Trachea, Bronchus and Lung cancer in Sri Lanka,2020	49
Figure 35:	Age Standardized Incidence Rates of Trachea, Bronchus and Lung cancer in Sri Lanka, 1995 - 2020	49
Figure 36:	Age Specific Incidence Rates of Skin cancer in Sri Lanka,2020	52
Figure 37:	Age Standardized Incidence Rates of Skin cancer in Sri Lanka,1995 - 2020	52
Figure 38:	Age Specific Incidence Rates of Breast cancer, 2020	55
Figure 39:	Age Standardized Incidence Rates of Breast cancer in Sri Lanka,1995-2020	55
Figure 40:	Age Specific Incidence Rates of Cervical cancer in Sri Lanka, 2020	57
Figure 41:	Age Standardized Incidence Rates of Cervical cancer in Sri Lanka ,1995-2020	57
Figure 42:	Age Specific Incidence Rates of Uterine cancer in Sri Lanka, 2020	59
Figure 43:	Age Standardized Incidence Rates of Uterine cancer in Sri Lanka, 1995-2020	59
Figure 44:	Age Specific Incidence Rates of Ovarian cancer in Sri Lanka, 2020	62
Figure 45:	Age Standardized Incidence Rates of Ovarian cancer in Sri Lanka,1995-2020	62
Figure 46:	Age Specific Incidence Rates of Prostate cancer in Sri Lanka,2020	64
Figure 47:	Age Standardized Incidence Rates of Prostate cancer, 2020	64
Figure 48:	Age Specific Incidence Rates of Urinary Bladder cancer in Sri Lanka,2020	66
Figure 49:	Age Standardized Incidence Rates of Urinary Bladder cancer in Sri Lanka, 1995-2020	66
Figure 50:	Age Specific Incidence Rates of Thyroid cancer in Sri Lanka, 2020	68
Figure 51:	Age Standardized Incidence Rates of Thyroid cancer in Sri Lanka, 1995-2020	68
Figure 52:	Age Specific Incidence Rates of Lymphoma in Sri Lanka, 2020	70
Figure 53:	Age Specific Incidence Rates of Leukaemia in Sri Lanka,2020	72
Figure 54:	Clinical staging at the point of diagnosis of Breast cancer	73
Figure 55:	Clinical staging at the point of diagnosis of Cervical cancer	73
Figure 56:	Clinical staging at the point of diagnosis of Lip, Tongue and Mouth cancer	73
Figure 57:	Basis of diagnosis of cancer in Sri Lanka,2020	74
Figure 58:	Percentage of newly detected cancer patients who received different types of treatment in Sri Lanka, 2020	75
Figure 59:	Cancer Incidence by districts among males in Sri Lanka – 2020	93
Figure 60:	Cancer Incidence data by districts among females in Sri Lanka – 2020	98
Figure 61:	Crude Death Rate due to cancers in Sri Lanka based on vital registration system 2001 -2015	105
Figure 62:	Age Standardized Death Rates due to cancer based on vital registration system 2001 -2015	105
Figure 63:	Proportion of leading cancer deaths among males based on deaths reported to vital registration system of Sri Lanka 2015	107
Figure 64:	Proportion of leading cancer deaths among females based on deaths reported to vital registration system of Sri Lanka 2015	107



## Message from the Director General of Health Services



I am happy to send this message to the publication 'Cancer Incidence and Mortality Data Sri Lanka – 2020' published by the National Cancer Control Programme, Ministry of Health.

Availability of the latest information on cancer burden has become crucial to plan healthcare services in the current context due to financial constraints faced by the country.

Therefore, it is expected this publication will be utilized by the stakeholders including health administrators and clinical teams involved in cancer care at national and district levels for planning, implementation and evaluation of cancer control activities.

While appreciating the contributions of all stakeholders involved in cancer surveillance, it is expected that continuous support with the same spirit will be provided to complete the pending cancer registry reports of year 2021 and 2022 as early as possible.

Dr. Asela Gunawardena  
**Director General of Health Services**





## Message from Deputy Director General (Non- Communicable Diseases)



It is with great pleasure I issue a message to the 22nd publication of 'Cancer Incidence & Mortality Data Sri Lanka 2020'.

Cancer surveillance is a core function of cancer control in a country. Having timely information on cancer burden would provide necessary direction for future planning of cancer control activities as well as a tool of measurement of performance of cancer control activities in the past. Therefore, continuous support of all stakeholders is necessary to obtain timely information of good quality on cancer burden through the process of cancer registration.

The contributions of staff of government and private cancer treatment centres, pathology (histopathology / haematology/ oral pathology) laboratories, OMF Units and divisional death registrars of Colombo district are highly appreciated. The dedicated team work of Director and staff of National Cancer Control Programme is also appreciated. Regular technical support of WHO country office is acknowledged.

Dr. Champika Wickramasingha  
**DDG (NCD)**



## Foreword



'Cancer incidence & Mortality Data Sri Lanka' is the main publication describing the latest cancer burden in the country. Current publication is the 22nd publication.

Generating this kind of report is a tedious task since cancer incidence data are generated from more than 200 data generating points throughout the country including point of diagnosis (histopathology, haematology, oral pathology laboratories) and point of treatment (cancer treatment centres, OMF units etc.) in both government and private sector healthcare institutions. While ensuring the quality of data, achieving more than 95% coverage is a huge challenge. Therefore, continuous active contributions of all stakeholders are necessary for completing the task timely.

As the Director NCCP, I highly value the continuous contributions of all stakeholders. This great effort will be completely successful, if the publication is referred regularly by the policy makers, health administrators, public health programme managers, clinicians, academia and researchers etc as a reliable information source.

Dr. Eshani Fernando

**Director**

**National Cancer Control Programme**



## Contributors

### Data coding

Dr. K. G. Nirmala Jayanthi                      Dr. Imalka Suriyapperuma  
Dr. Chathurika Jayamani                      Mrs. Chamila Peiris  
Dr. Nirma Alpitiarachchi                      Ms. Sachini Sashikala

### Data entry & duplicate checking at the centre

Mrs. Nimesha Prasadi                      Mrs. Nayomi Weerasingha

### Duplicate checking & data verification

Dr. K.G. Nirmala Jayanthi                      Dr. Chathurika Jayamani                      Mrs. Chamila Peiris  
Dr. Nirma Alpitiarachchi                      Dr. J.K. Anuradha Indiwaree

### Statistical analysis and report writing

Dr. K.G. Nirmala Jayanthi                      Dr. Chathurika Jayamani                      Dr. Suraj Perera  
Dr. Nirma Alpitiarachchi

### Infographics & Cover page design

Dr. Chathurika Jayamani

### GIS Maps

Dr. Saddharma Weerakoon

### Support staff

Mr. Saman Kumara Mahalekam                      Mr. Gamini Boyagoda                      Mr. Nalinda Sanjeewa  
Mrs. Thushari Dammika                      Mr. Amila Bandara                      Mr. Ajith Wanaguru  
Mrs. Deepa Pathmanjali                      Mr. Saman Aururuddha

### Coordination with OMF Units

Dr. Udaya Usgodarachchi

### Co-Investigator

Dr. Suraj Perera

### Principal Investigator

Dr. Eshani Fernando

## Acknowledgements

National Advisory Committee on Prevention & Control of Cancers

Technical Advisory Committee on Cancer Registration & Research

World Health Organization- Country Office, Sri Lanka

All the government cancer treatment centers,

All pathology laboratories, Oral and Maxillo- Facial Surgical unit

Private hospitals.

Professional Colleges – College of Oncologists, College of Pathologists,

College of Haematologists, College of Oral and Maxillo-Facial Surgeons

Sri Lanka Association of Oral Medicine & Oral Pathology

## Executive Summary

'Cancer Incidence and Mortality Data, Sri Lanka – 2020' is the 22nd volume of the publication on cancer surveillance data, Sri Lanka. This publication is based on the newly reported cancers in the year 2020. The newly detected cancers in the year 2020 at the point of diagnosis (histopathology, hematology, oral pathology laboratories) and at the point of treatment (cancer treatment centers, Oral and Maxillo Facial surgery units) throughout the country were considered for this publication. All the data were entered into the 'Can Reg 5' data base. Quality checks were conducted and duplicate entries were eliminated. Analysis was done using CanReg 5 and SPSS software. For cancer mortality data, since cause specific death data for the year 2020 is not yet published by the Registrar General's Department, hospital mortality data published in the Annual Health Bulletin – 2020 were analyzed.

In the year 2020, a total number of 37,648 patients were newly diagnosed with cancer, giving a crude incidence rate (CR) of 171.8 per 100,000 population. Crude incidence rates of males and females were 164.4/100,000 and 178.6/100,000 respectively. The highest 5-year age-specific incidence rates were reported among males and females of the 70- 74-year age group (Males 1329.2/100 000 and females 877.8 /100 000). When age standardized incidence rates (ASR) were considered, the overall ASR was 152.3/100 000 and the ASR for males and females were 155.3/100 000 and 152.2/100 000.

Lip, tongue and mouth (n=2336, CR= 22.0/100 000), Trachea, bronchus and lung cancers (n=1628, CR 15.3/100 000), Colon and rectal (n= 1604, CR= 15.1/100 000), Oesophagus (n=1340, CR = 12.6/100 000) and Prostate (n= 1291, CR= 12.2/100 000) were the highest incident cancers among males in year 2020 too. Out of all male cancers, 13 % were lip, tongue and mouth cancers.

Breast (n= 5189, CR= 45.9/100 000), Thyroid (n=2308, CR= 20.4/100 000), Colon and Rectum cancers (n= 1672, CR= 14.8/100 000), Uterus (n= 1284, CR= 11.4/100 000) and Ovary (n= 1267, CR= 11.2/100 000) were the highest incident cancers among females. Out of all female cancers, 26% were breast cancers.

The cumulative rate of developing cancer between the age group of 0-74 years males is 19.7% and females is 17.9%. It means that 1 in 5.1 males and 1 in 5.6 females have a risk of developing cancer during their lifetime.

Staging information was available for 24% of breast cancers, 21% of cervical cancers and 14% lip, tongue and mouth cancers. Among those with staging information 41.7% of breast cancers, 42.8% of cervical cancers, and 71.5% of lip, tongue and mouth cancers were diagnosed at the advanced stages (Stage III and IV).

There were 925 cases of childhood cancers (age between 0-19 Years) of which 30.5% were leukemias.

Out of all cancers 95.7% were diagnosed microscopically and histopathology details were available for 89.1% cancers.

Highest number of cancers were reported from Colombo (n=3913, CR=159.4), Gampaha (n=2445, CR=100.9), Kurunegala (n=1958, CR=113.5), Kandy (n=1697, CR= 114.4) and Kalutara (n=1572, CR=122.2) districts.

A total of 5353 deaths were occurred due to cancers in government hospital settings in the year 2020 (Annual Health Bulletin-2020).





# Cancers : Sri Lanka, 2020

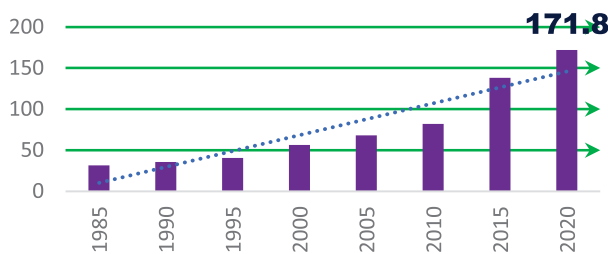


IN SRI LANKA  
**37648**  
 New Cancer Cases  
 were diagnosed in the  
 Year 2020



17,451  20,197 


THAT'S **103** PERSON  
 IN EACH DAY



Crude Cancer Incidence Rates of Sri Lanka, 1985-2020

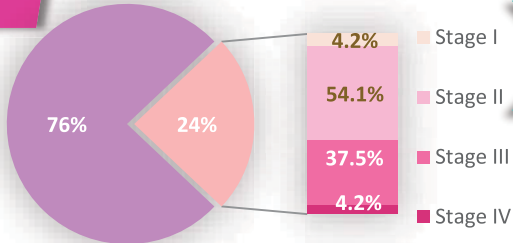
 The highest 5-year age-specific incidence rates were reported among males and females of 70 - 74 year age group (Males 1329.2 / 100 000 and females 877.8 / 100 000)

## Leading Cancer Sites By Sex In Sri Lanka, 2020

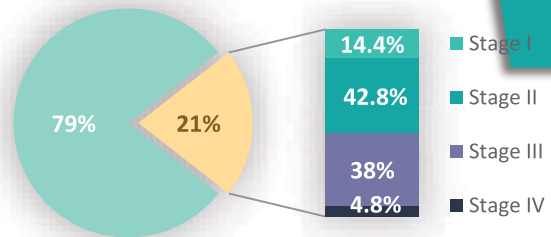


## Clinical Staging at the Point of Diagnosis

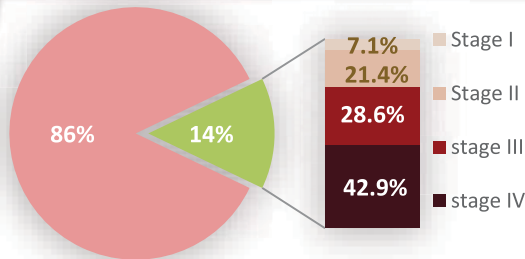
### Breast Cancer



### Cervical Cancer



### Oral Cancer



## Childhood Cancers: Sri Lanka, 2020



### Overview

A total number of **925** children(0-19) were diagnosed with cancer in 2020



**471** boys



**454** girls

### Most Common Types



1. Leukaemia
2. Lymphoma
3. Epithelial Neoplasms
4. CNS neoplasms
5. Bone tumors

# Cancer Incidence and Mortality Data Sri Lanka – 2020

## 1.Introduction

Cancer surveillance (Cancer registration) is a process of systematic, continuous collection, storage, analysis, interpretation and dissemination of epidemiological information on cancers occurring in a country or a specific geographic area. Information generated from the cancer registration is essential for planning, implementation, monitoring and evaluation of cancer control activities of the country.

The National Cancer Control Programme (NCCP) of the Ministry of Health coordinates the National Cancer Registry Programme in Sri Lanka with the active participation of several stakeholders for cancer registration including cancer treatment centres, pathology laboratories, Oral and Maxillo Facial (OMF) units, Medical Statistics Unit, professional colleges, WHO country office etc. In addition, Registrar Generals' Department and Department of Census and Statistics actively contribute to cancer mortality data.

The process of surveillance of cancers is technically guided by National Advisory Committee on Prevention & Control of Cancers and the Technical Advisory Committee on Cancer Registration & Research. Also, the technical support for cancer registration was received through the International Agency for Research on Cancer (IARC) of WHO and WHO IARC Regional Hub for Cancer Registration, Mumbai India. In addition, technical help is received from Department of Epidemiology, Biostatistics and Cancer Registry, WIA Cancer Institute, Chennai India.

The information based on surveillance of cancers is published as 'Cancer Incidence & Mortality Data Sri Lanka'. To date 21 volumes have been published. The current publication is the 22<sup>nd</sup> volume of 'Cancer Incidence & Mortality Data Sri Lanka'.

## 2. Methodology

### Process of cancer registration

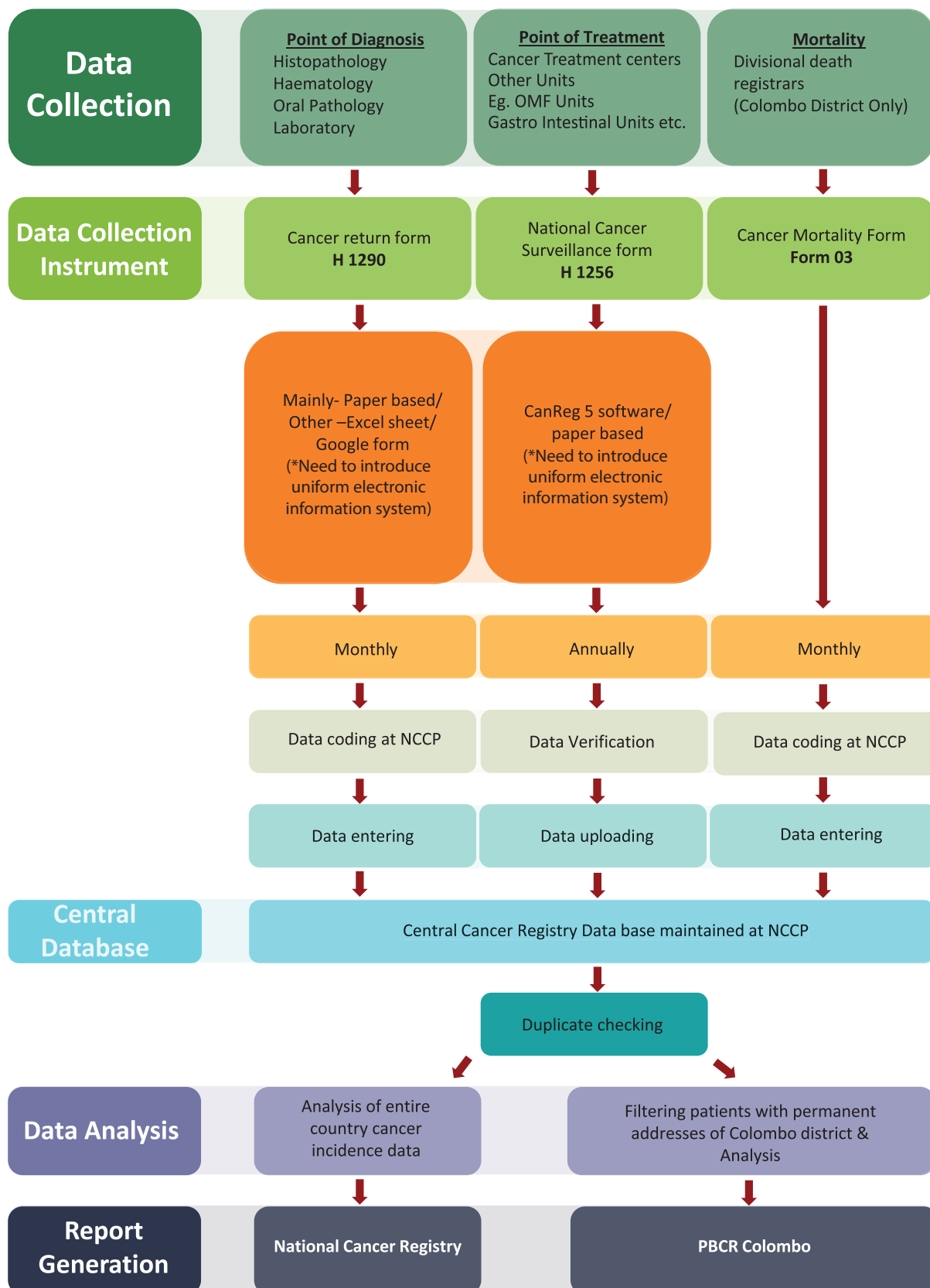


Figure 1 : Flow diagram of the process of cancer registration in Sri Lanka

## 2.1 Collection of cancer incidence and mortality data

Cancer incidence data were collected from cancer treatment centres, pathology laboratories and Oral & Maxillo-Facial (OMF) units throughout the country.

### 2.1.1 Newly registered cancer patients at the cancer treatment centres

In the year 2020, there were 24 government cancer treatment centres involved in data collection (table 1). Relevant data were extracted from cancer patients' clinic records using 'National Cancer Surveillance Form – H 1256'. Data were extracted by the medical, nursing, and development officers attached to the cancer treatment centres. In some centres trained pre-intern medical graduates temporarily recruited through WHO Biennium funds and the cancer registry staff of NCCP extracted from cancer patients clinic records.

**Table 1 : Distribution of government cancer treatment centres in year 2020**

Category of hospital	Name of the hospital
<b>National Hospitals</b>	Apeksha Hospital - Maharagama (National Cancer Institute), National Hospital Kandy
<b>Teaching Hospitals</b>	Colombo North Teaching Hospital, Karapitiya, Anuradhapura, Batticaloa, Rathnapura,
<b>Provincial General Hospitals</b>	Badulla
<b>District General Hospitals</b>	Gampaha, Kalutara, Matara, Hambantota, Polonnaruwa, Vavuniya, Chilaw, Trincomalee, Ampara, Vavuniya, Nuwaraeliya, Kegalle, Moneragala, Avissawella
<b>Base Hospital</b>	Tellippalai (Jaffna)

Data entering process was closely monitored by the cancer registry staff of National Cancer Control Programme and random checks were conducted to ensure data accuracy and quality. Final data sheet was received from each cancer centre as an Excel CSV file.

After the quality assessment, the excel sheet was arranged according to the required format for uploading to CanReg 5. Excel CSV sheets were uploaded to a stand-alone Can Reg5 database. Later Tumour, Patient, and Source files were generated separately in tsv. Format and those files were uploaded to the central Can Reg5 database via '*Rupantharan*' software developed by the IARC Regional Hub for Cancer Registration Mumbai, India.

### 2.1.2 Newly detected cancers at the pathology laboratories

The information on newly detected cancers at the pathology laboratories were received monthly through the 'Cancer Return Form - 1' (H-1290). A total of 67 Histopathology laboratories (23,609 diagnosed patients), 41 Haematology laboratories (1469 diagnosed patients) and 3 oral pathology laboratories (727 diagnosed patients) have passively sent relevant data for the year 2020 (table 2).

**Table 2: Distribution of pathology laboratories which sent details of newly diagnosed cancer patients in year 2020**

Category of hospital	Type of Pathology laboratory		
	Histopathology	Haematology	Oral Pathology
<b>National Hospital</b>	National Hospital of Sri Lanka, National Hospital of Kandy, National Eye Hospital, National Hospital for Respiratory Diseases-Welisara	National Hospital of Kandy	National Institute Dental
<b>Teaching Hospitals</b>	De Soysa Hospital for Women, Castle Hospital for Women, Lady Ridgeway Hospital, Colombo South, Colombo North, Sri Jayawardenapura, Karapitiya, Rathnapura, Anuradhapura, Peradeniya, SBCH, Batticaloa, Jaffna, Kuliypitiya,	De Soysa Hospital for Women, Lady Ridgeway Hospital, Colombo South, Colombo North, Karapitiya, Sri Jayawardenapura, Rathnapura, SBCH, Kurunegala, Kuliypitiya, Anuradhapura, Peradeniya, Batticaloa, Jaffna	Karapitiya
<b>Provincial General Hospitals</b>	Badulla	Badulla	
<b>District General Hospitals</b>	Avissawella Gampaha, Negombo, Kalutara, Matara, Hambanthota, Kegalle, Chilaw, Polonnaruwa, Nawalapitiya, Nuwaraeliya, Matale, Ampara, Trincomalee Vavuniya, Kilinochchi, Mannar, Monaragala	Gampaha, Negombo, Kalutara, Kegalle, Chilaw, Nawalapitiya, Monaragala, Vavuniya, Avissawella, Matara, Hambanthota, Embilipitiya, Nuwaraeliya, Matale, Mannar	
<b>Base Hospital</b>	Homagama, Mulleriyawa, Wathupitiwala, Panadura, Balapitiya, Elpitiya, Tangalle, Kamburupitiya, Embilipitiya, Balangoda, Nikaweratiya, Puttlam, Gampola, Dambulla, Diyathalawa, Mahiyanganaya, Karawanella, Thambuttegama, Ashroff Memorial Hoospital – Kalmunai, Horana	Homagama, Wathupitiwala, Panadura, Balapitiya, Elpitiya, Tangalle, Puttlam, Gampola	
<b>University Units</b>	Faculty of Medicine – Colombo, Ruhuna, Sri Jayawardanapura, Ragama	Sri Jayawardanapura	Faculty of Dental Sciences – Peradeniya
<b>Military Services</b>		Army Hospital	



<b>Private Sector</b>	Delmons Hospital – Colombo, Kings Hospital-Colombo, Asiri Hospital - Colombo, Gomez Hospital – Avissawella, Lanka Hospital, Hemas Hospital		
-----------------------	--	--	--

Most of the pathology laboratories send the data as a paper-based reports. The reported cancers were coded by the cancer registry staff of NCCP and entered into the central CanReg database at the NCCP. According to the instructions of International Classification of Disease for Oncology 3<sup>rd</sup> edition (ICD-O 3), cancer incidence data were coded according to the site (Topography) and the histology (Morphology) of cancer.

Some returns were received as an Excel sheet and NCCP staff coded and uploaded into the main CanReg 5 database via '*Rupantharan*' software.

### 2.1.3 Newly diagnosed cancers at the Oral & Maxillo - Facial (OMF) Surgery Units

Data on newly confirmed cancer patients at the Oral & Maxillo-Facial (OMF) surgery units were received annually through the Annual Notification Form of Oral Cancer (H -1294). A total of 28 OMF units (1785 patients) have sent relevant data for year 2019 (table 3).

**Table 3 : Distribution of OMF Units which sent details of newly diagnosed cancer patients in year 2020**

Category of hospital	Name of the hospital
<b>National Hospital</b>	Kandy, Dental Hospital -Colombo
<b>Teaching Hospitals</b>	Colombo South, Colombo North, Karapitiya, Rathnapura, Anuradhapura, Jaffna, Kuliypitiya, Kurunegala
<b>Provincial General Hospitals</b>	Badulla
<b>District General Hospitals</b>	Ampara, Gampaha, Kalutara, Chilaw, Polonnaruwa, Hambantota, Matara, Nuwara Eliya, Trincomalee, Embilipitiya, Kegalle, Negombo, Vavuniya
<b>Base Hospital</b>	Panadura, Awissawella
<b>University Units</b>	Faculty of Dental Sciences, Peradeniya

The newly diagnosed cancers at the OMF units were reported to the NCCP as paper based reports. Reported cancers were coded by the cancer registry staff of NCCP and entered into the central CanReg database at the NCCP via 'Rupantharan' software.

#### **2.1.4 Cancer mortality data reported by the Divisional Death Registrars of the Colombo District**

In the district of Colombo, cancer mortality data are collected. Details of all cancer related deaths registered by the Divisional Death Registrars of the Colombo district were received through the Cancer Return Form – 3. A total of 40 divisional death registrars have sent relevant details for the year 2020.

The newly reported cancer mortality data as paper-based reports. Reported cancers were coded by the cancer registry staff of NCCP and entered into the central CanReg database at the NCCP via 'Rupantharan' software.

#### **2.2 Duplicate checking & verification of data**

Since National Cancer Registry - Sri Lanka extracts data on cancer incidence from multiple sources, occurrence of duplicates is inevitable. Therefore, while entering and confirming the data to the CanReg5 data base, duplicate checking was conducted using 'Person search' option of the CanReg 5. In addition to the duplicate checking done through CanReg 5, further duplicates were identified and removed using MS Excel and Linkpro software.

After removing possible duplicates, consistency checking and verification was conducted in using MS Excel and 'IARCcrg' software.

Mismatches according to;

- Age/Incidence and birthdates
- Age /Site /Histology
- Site /Histology
- Sex/Site
- Sex/Histology
- Behaviour /Site
- Behaviour / Histology
- Grade /Histology Basis of Diagnosis /Histology

To ensure reliability of data, the mismatching data was crosschecked with original data source and corrected. Data sources up to the patient clinic files were rechecked in instances where mismatches were noted by the cancer registry staff of the NCCP. After identifying errors or misclassifications, necessary corrections were done before finalizing the data for analysis.

## 2.5 Analysis of registry data & dissemination of Information

Data analysis was conducted using CanReg 5 software package, SPSS and MS Excel. The standard cancer registry tables described at the CI 5 were generated through CanReg 5 database. The frequency distribution of cancers and their percentages and age-specific incidence rates were calculated using MS Excel and SPSS software version 22. The final report will be disseminated as 'Cancer Incidence & Mortality Data Sri Lanka 2020'.

Population estimates used for incidence rate calculations are given in table 4 & 5.

**Table 4 : Estimated mid-year population by five-year age groups in Sri Lanka 2020**

Age group	Male	Female	Total
00-04	948,566	932,837	1,881,403
05-09	951,152	933,469	1,884,621
10-14	893,882	874,510	1,768,392
15-19	883,812	888,829	1,772,641
20-24	799,121	851,422	1,650,543
25-29	800,545	871,817	1,672,367
30-34	857,813	907,194	1,765,007
35-39	738,307	778,136	1,516,443
40-44	711,820	750,474	1,462,294
45-49	665,248	718,441	1,383,689
50-54	625,469	686,400	1,311,869
55-59	538,727	605,642	1,144,369
60 - 64	457,258	529,025	986,283
65 - 69	304,668	375,068	679,736
70 - 74	195,237	247,334	442,571
75+	241,027	356,165	597,192
<b>All ages</b>	<b>10,612,652</b>	<b>11,306,763</b>	<b>21,919,415</b>

**Table 5 : Estimated mid-year population by the district in Sri Lanka 2020**

District	Male	Female	Total
Colombo	1204590	1250435	2455025
Gampaha	1173889	1248562	2422450
Kalutara	622696	664168	1286864
Kandy	707154	775951	1483105
Matale	252980	271621	524601
Nuwara Eliya	369770	403396	773166
Galle	544243	590705	1134947
Matara	415020	451468	866488
Hambantota	328003	339612	667615
Jaffna	291760	329575	621335
Mannar	56266	55664	111930
Vavuniya	94169	97153	191322
Mulativu	48688	48863	97551
Killinochchchi	64291	66532	130823

District	Male	Female	Total
Batticaloa	275555	303273	578828
Ampara	356545	380021	736565
Trincomalee	213167	218395	431562
Kurunagala	828748	897060	1725808
Puttalama	405018	431861	836878
Anuradhapura	460284	482608	942892
Pollonnaruwa	218819	223754	442573
Badulla	426049	460300	886349
Monaragala	248655	251675	500330
Rathnapura	581541	598025	1179566
Kegalle	424751	466088	890840
<b>Total</b>	<b>10,612,652</b>	<b>11,306,763</b>	<b>21,919,415</b>

Source- Department of Census and Statistics

## Cancer Incidence Data of Sri Lanka – 2020

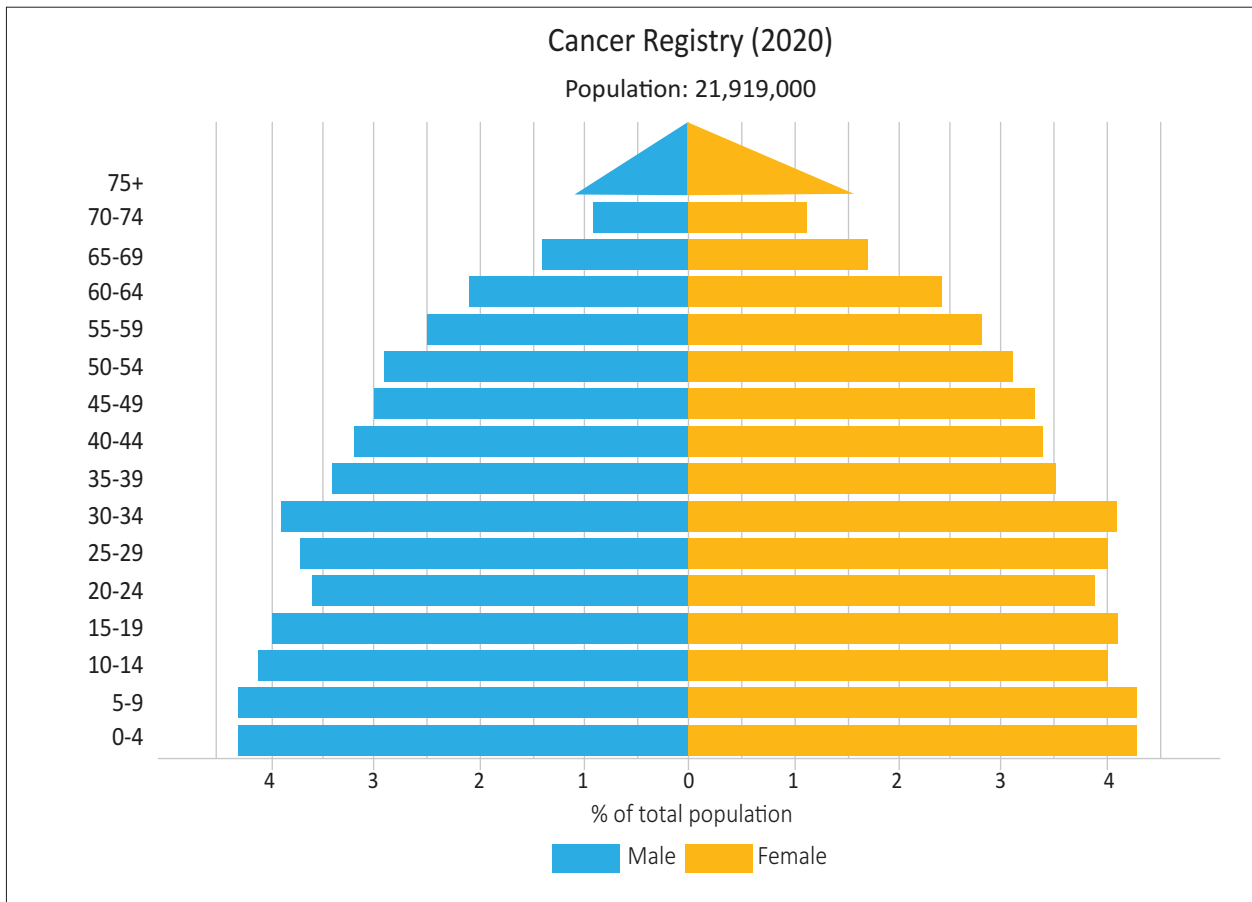


Figure 2 : Population pyramid of Sri Lanka in 2020 by 5- year age groups

**Table 6 : Cancer Incidence by sex in Sri Lanka, 1985- 2020**

Year	Sex	Number	%	CR	ASR
1985	Male	2,564	51.2	31.8	44.1
	Female	2,448	48.8	31.5	44.4
	Total	5,012		31.6	44.3
1990	Male	2,979	49.1	34.4	47.8
	Female	3,084	50.9	37	52.3
	Total	6,063		35.7	50.1
1995	Male	3,450	47.1	37.3	52.6
	Female	3,875	52.9	43.6	63.3
	Total	7,325		40.4	57.9
2000	Male	5,130	47	52	73.5
	Female	5,795	53	61.1	87.4
	Total	10,925		56.4	80.3
2005	Male	6,058	45.3	62.3	68.1
	Female	7,314	54.7	73.4	73.4
	Total	13,372		67.9	70.6
2010	Male	7,993	47.1	78	87.4
	Female	8,970	52.9	86.2	87.7
	Total	16,963		82.1	87.3
2015	Male	13,921	48.1	137.1	128.6
	Female	15,046	51.9	139.1	118.8
	Total	28,967		138.1	122.0
2020	Male	17,451	46.4	164.4	155.3
	Female	20,197	53.6	178.6	152.2
	Total	37,648		171.8	152.3

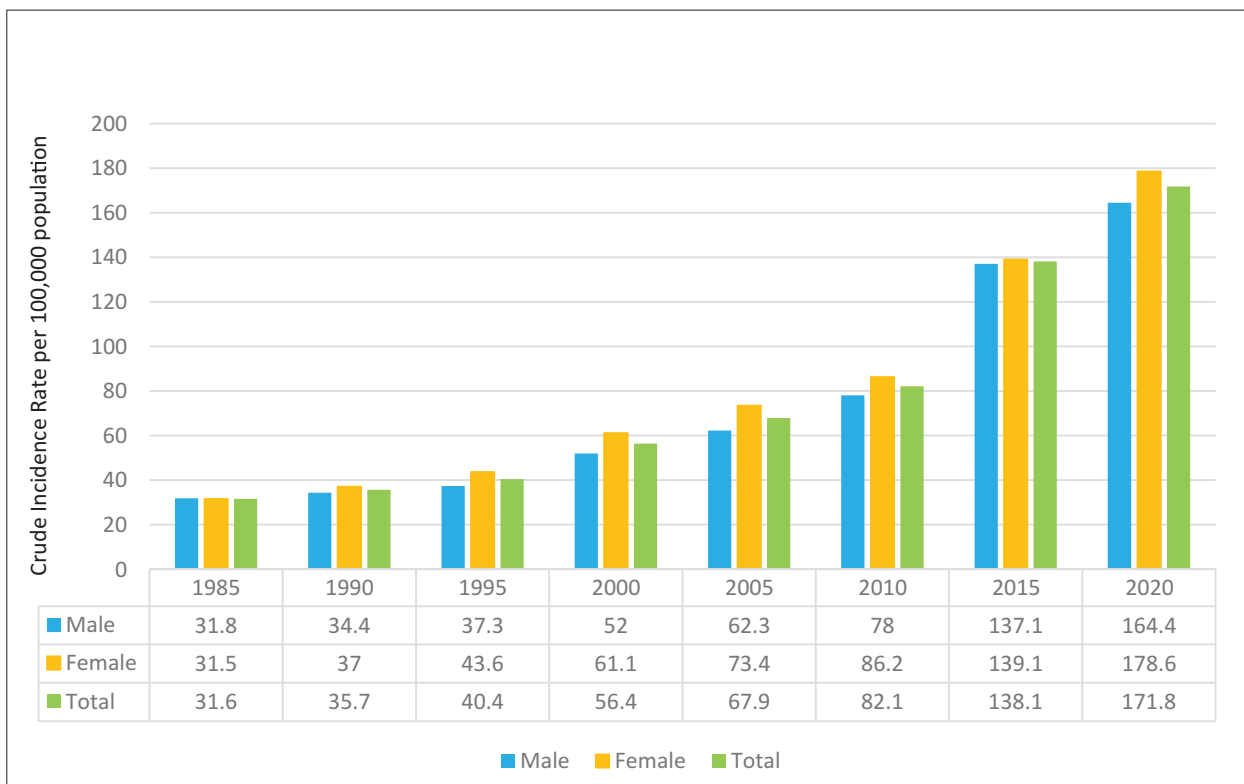


Figure 3: Crude Cancer Incidence Rates of Sri Lanka, 1985-2020

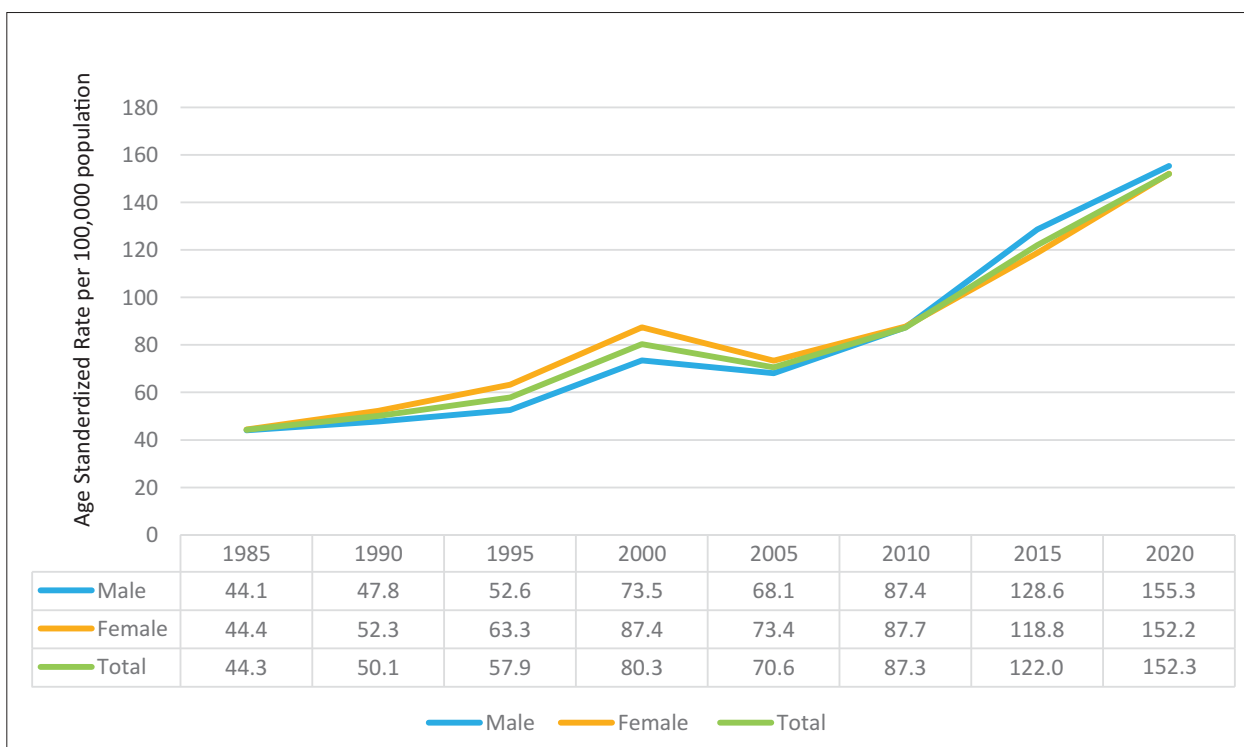


Figure 4 : Age Standardized Cancer Incidence Rates of Sri Lanka, 1985-2020



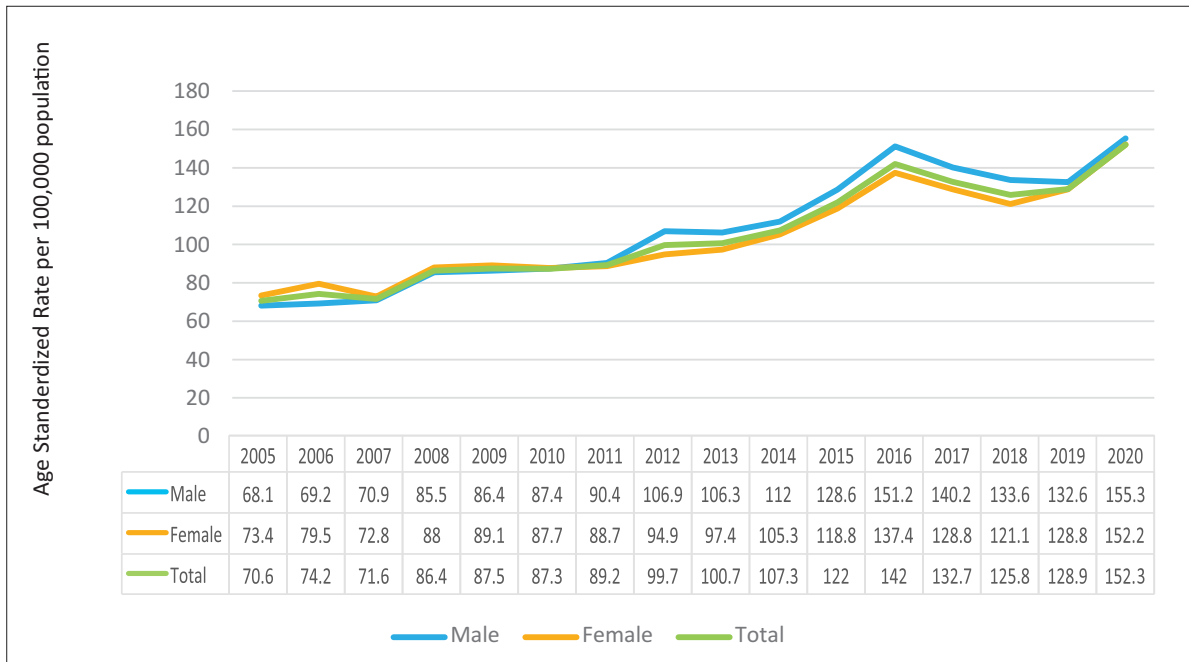


Figure 5: Age Standardized Cancer Incidence Rates of Sri Lanka, 2005 - 2020

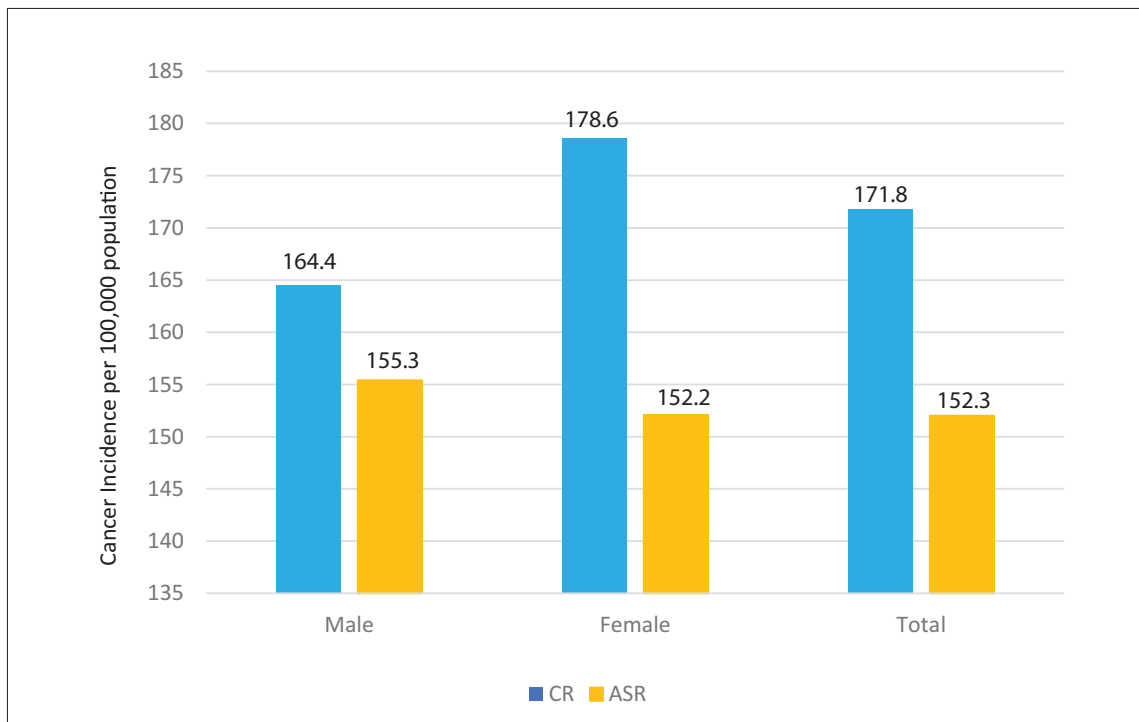
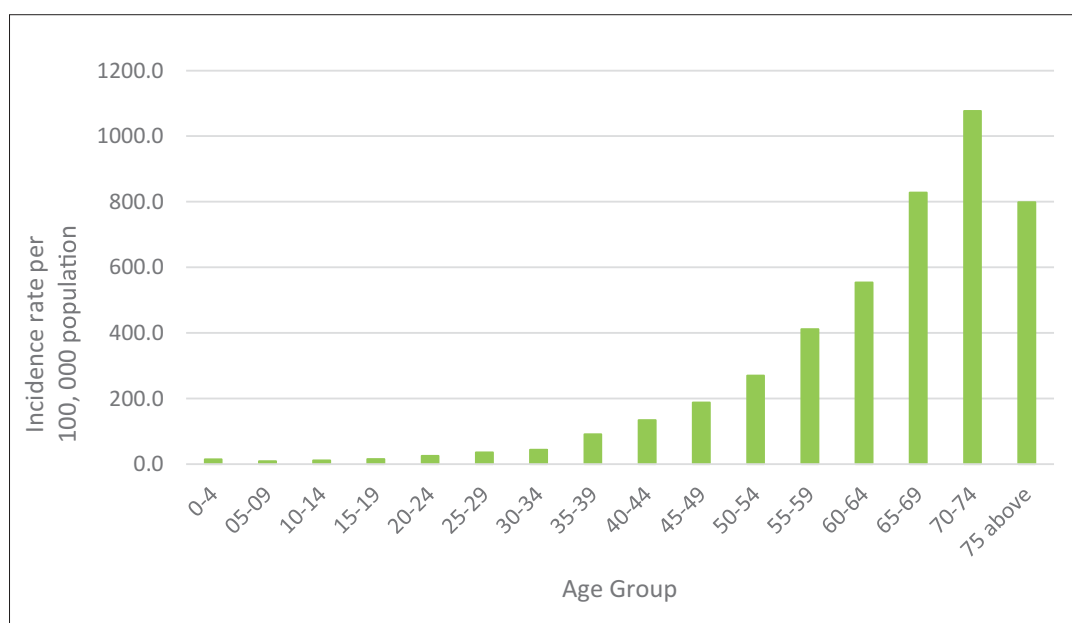


Figure 6: Cancer Incidence Rates of Sri Lanka in 2020

**Table 7: Cancer Incidence by 5 – year age groups and sex in Sri Lanka, 2020**

Age group	Male			Female			Total		
	Cases	Population	Incidence	Cases	Population	Incidence	Cases	Population	Incidence
unknown	46			28			74		
0-4	142	948566	15.0	132	932837	14.2	274	1881403	14.6
05-09	101	951152	10.6	66	933469	7.1	167	1884621	8.9
10-14	105	893882	11.7	107	874510	12.2	212	1768392	12.0
15-19	123	883812	13.9	149	888829	16.8	272	1772641	15.3
20-24	148	799121	18.5	273	851422	32.1	421	1650543	25.5
25-29	171	800545	21.4	426	871817	48.9	597	1672362	35.7
30-34	255	857813	29.7	526	907194	58.0	781	1765007	44.2
35-39	391	738307	53.0	996	778136	128.0	1387	1516443	91.5
40-44	625	711820	87.8	1340	750474	178.6	1966	1462294	134.4
45-49	837	665248	125.8	1769	718441	246.2	2606	1383689	188.3
50-54	1463	625469	233.9	2086	686400	303.9	3549	1311869	270.5
55-59	2230	538727	413.9	2486	605642	410.5	4716	1144369	412.1
60-64	2742	457258	599.7	2723	529025	514.7	5465	986283	554.1
65-69	2927	304668	960.7	2701	375068	720.1	5628	679736	828.0
70-74	2595	195237	1329.2	2171	247334	877.8	4766	442571	1076.9
75 above	2550	241027	1058.0	2218	356165	622.7	4768	597192	798.4
<b>Total</b>	<b>17451</b>	<b>10612652</b>	<b>164.4</b>	<b>20197</b>	<b>11306763</b>	<b>178.6</b>	<b>37648</b>	<b>21919415</b>	<b>171.8</b>

**Figure 7: Age Specific Cancer Incidence Rates Sri Lanka, 2020**

**Table 8: Leading cancer site by sex in Sri Lanka, 2020**

Male					Female				
ICD-10	Site	No.	CR	ASR	ICD-10	Site	No.	CR	ASR
C00-C06	Lip, tongue and mouth	2336	22.0	20.3	C50	Breast	5189	45.9	38.8
C33-C34	Trachea, bronchus and lung	1628	15.3	14.5	C73	Thyroid	2308	20.4	18.1
C18-C19	Colon and rectum	1604	15.1	14.2	C18-C19	Colon and rectum	1672	14.8	12.3
C15	Oesophagus	1340	12.6	11.8	C54-C55	Uterus	1284	11.4	9.6
C61	Prostate	1291	12.2	11.8	C56	Ovary	1267	11.2	9.7
C09-C14	Pharynx	950	8.9	8.3	C53	Cervix uteri	1214	10.7	9.0
C81-C86, C96	Lymphoma	767	7.2	6.9	C15	Oesophagus	918	8.1	6.5
C67	Bladder	734	6.9	6.6	C00-C06	Lip, tongue and mouth	657	5.8	4.8
C32	Larynx	698	6.6	6.2	C33-C34	Trachea, bronchus and lung	627	5.5	4.6
C91-C95	Leukaemia	588	5.5	5.5	C81-C86, C96	Lymphoma	533	4.7	4.2
	<b>Total</b>	<b>17451</b>	<b>164.5</b>	<b>155.4</b>		<b>Total</b>	<b>20197</b>	<b>178.6</b>	<b>152.1</b>

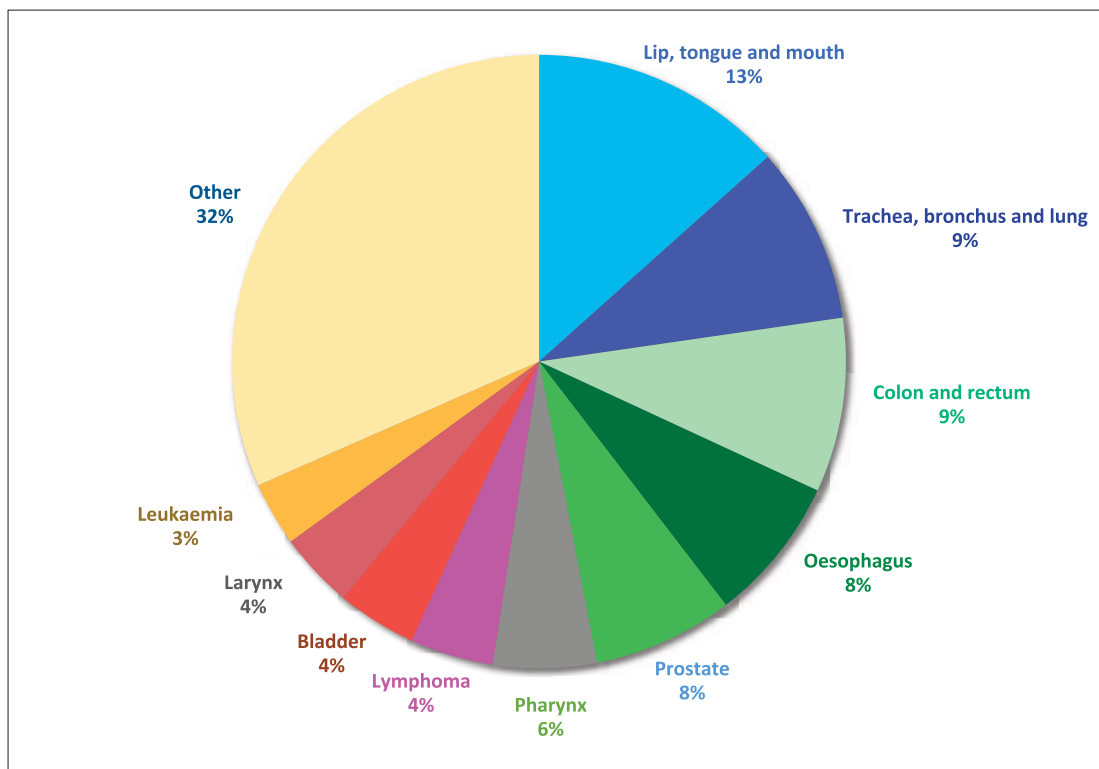


Figure 8: Proportion of leading cancers in males in Sri Lanka, 2020

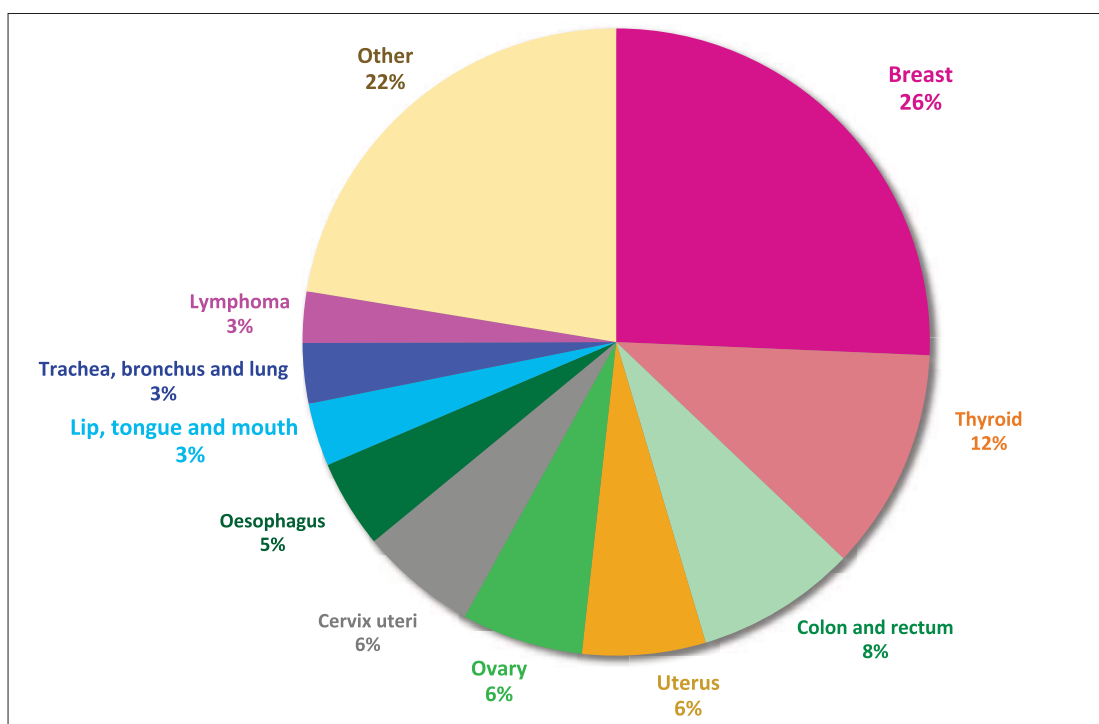


Figure 9: Proportion of leading cancers in females in Sri Lanka, 2020

## Crude incidence rates of leading cancers in Sri Lanka, 2020

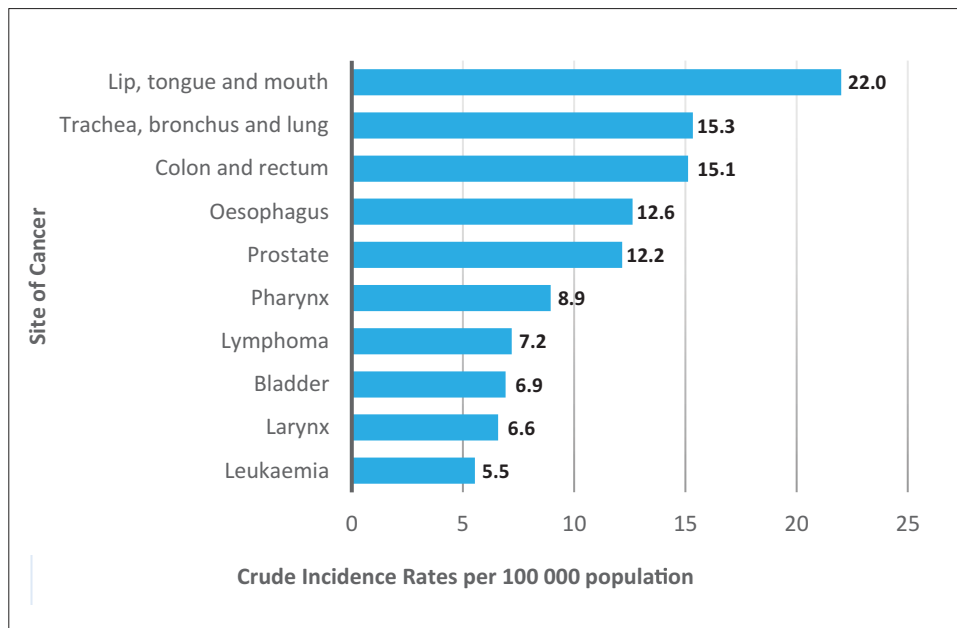


Figure 10: Crude incidence rates of leading cancers in males in Sri Lanka, 2020

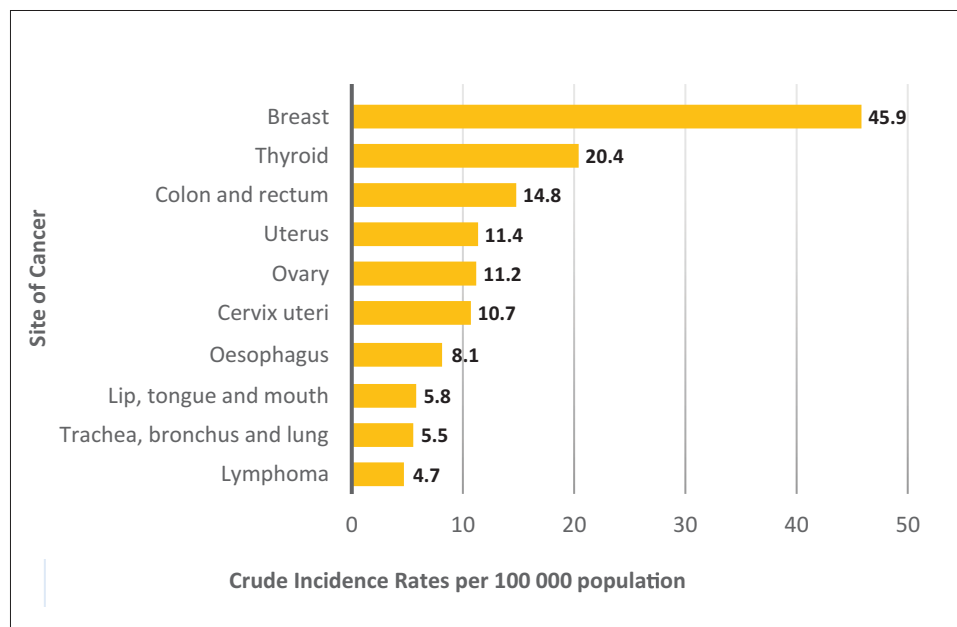


Figure 11: Crude incidence rates of leading cancers in females in Sri Lanka, 2020

# Leading cancers of Sri Lanka according to age group in 2020

## 00-14 year age group

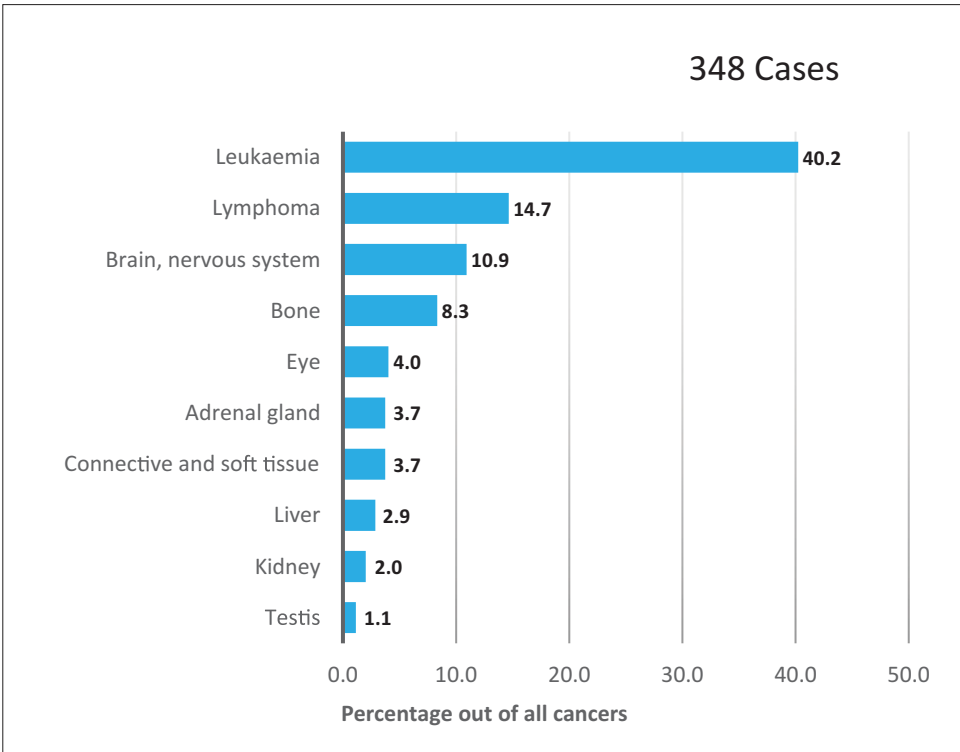


Figure 12: Leading cancers by 00 – 14 year age group among males in Sri Lanka, 2020

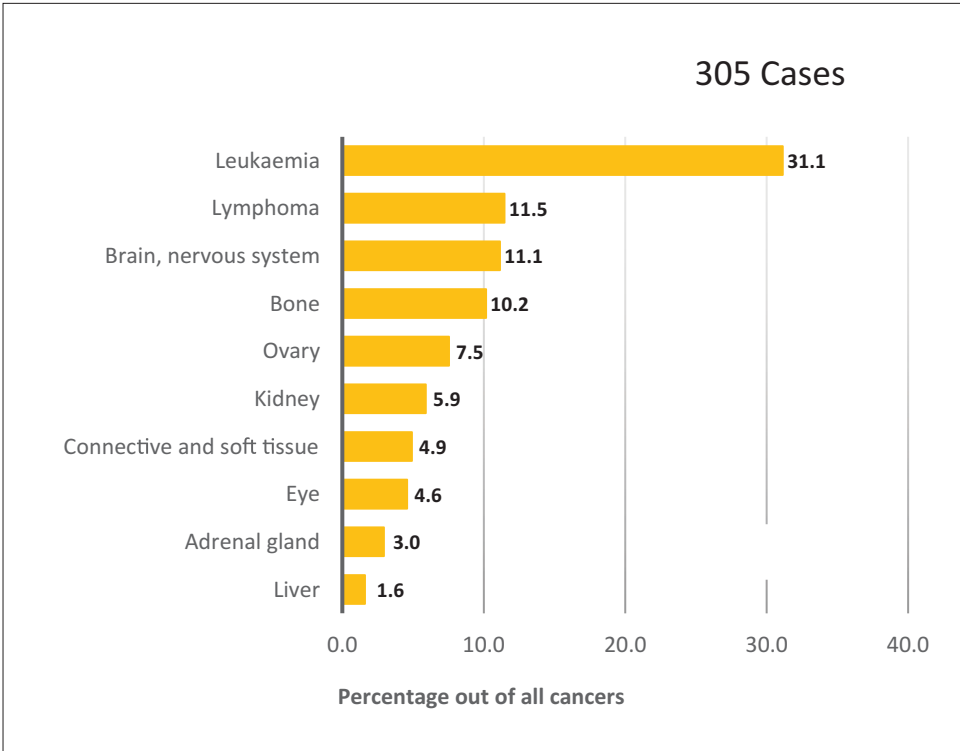


Figure 13: Leading cancers by 00 – 14 year age group among females in Sri Lanka, 2020

### 15-34 year age group

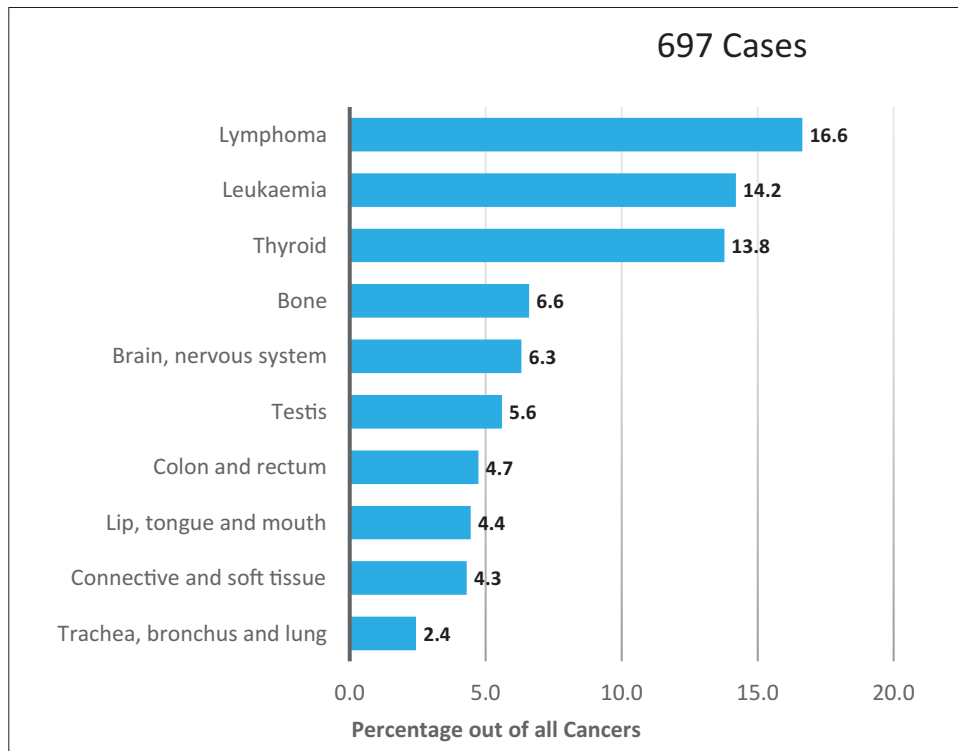


Figure 14: Leading cancers by 15-34 age group among males in Sri Lanka, 2020

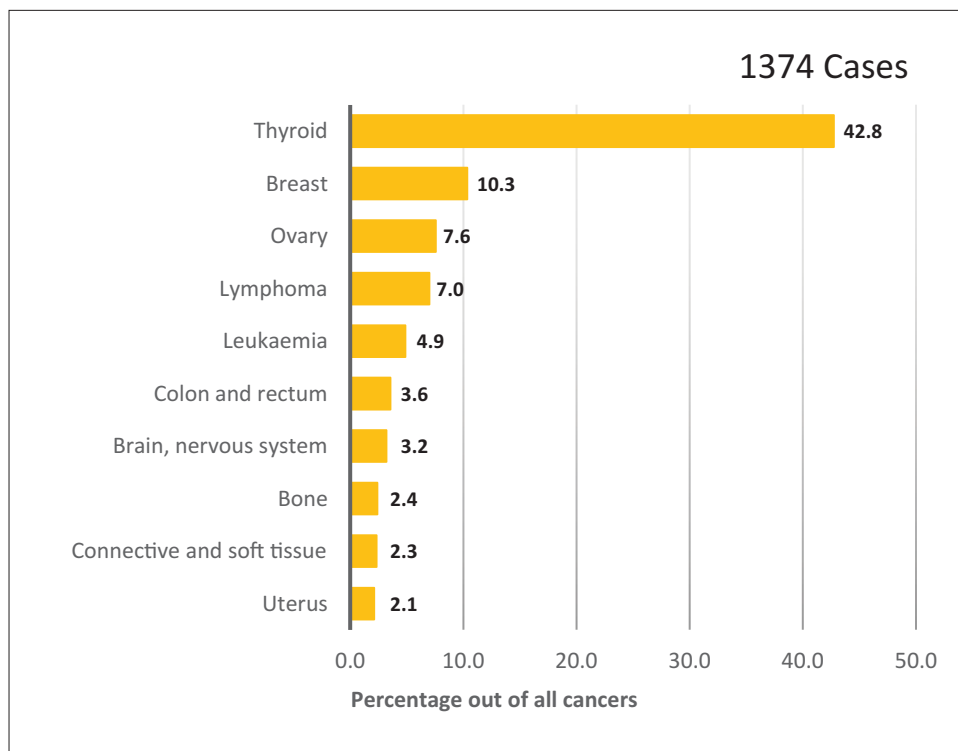


Figure 15: Leading cancers by 15-34 age group among females in Sri Lanka, 2020

### 35-49 year age group

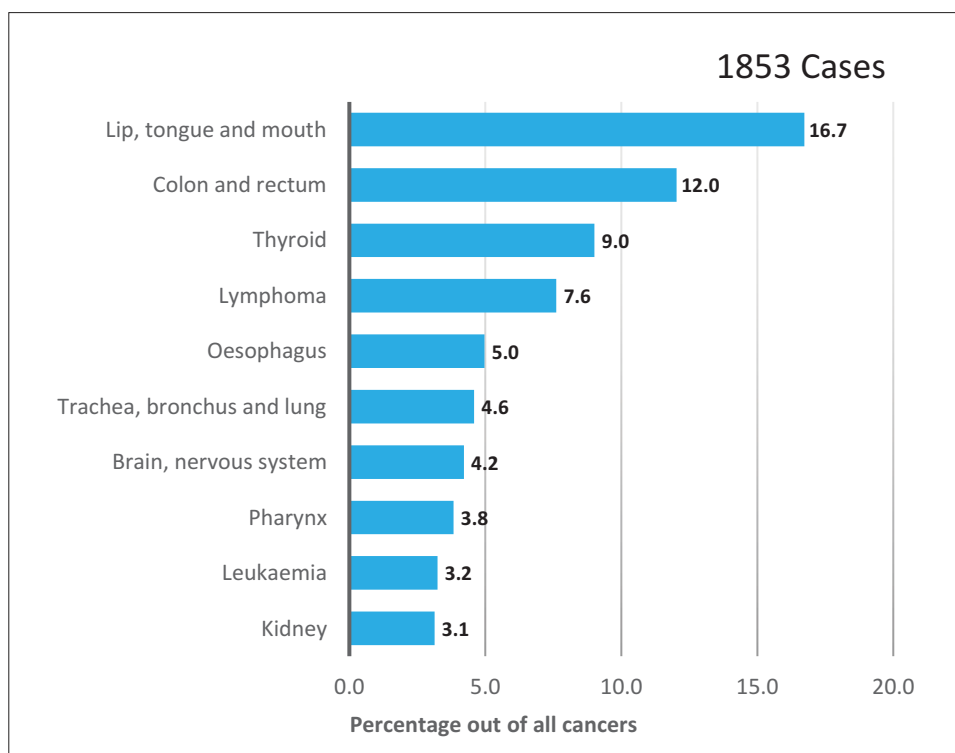


Figure 16: Leading cancers by 35-49 year age group among males in Sri Lanka, 2020

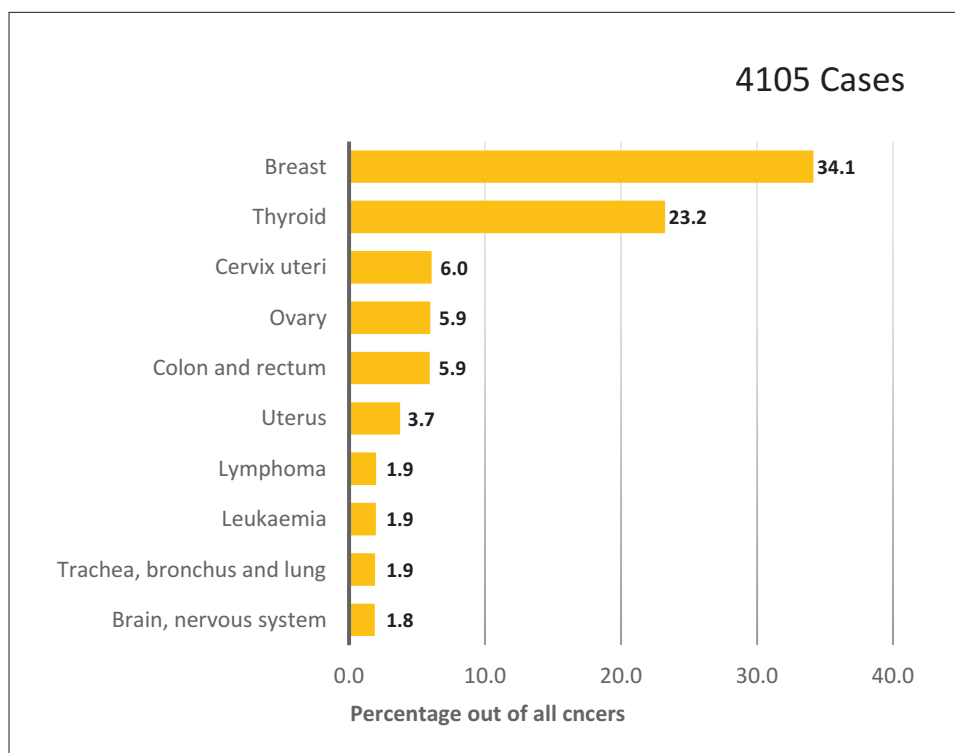


Figure 17: Leading cancers by 35-49 year age group among females in Sri Lanka, 2020



### 50 – 64 year age group

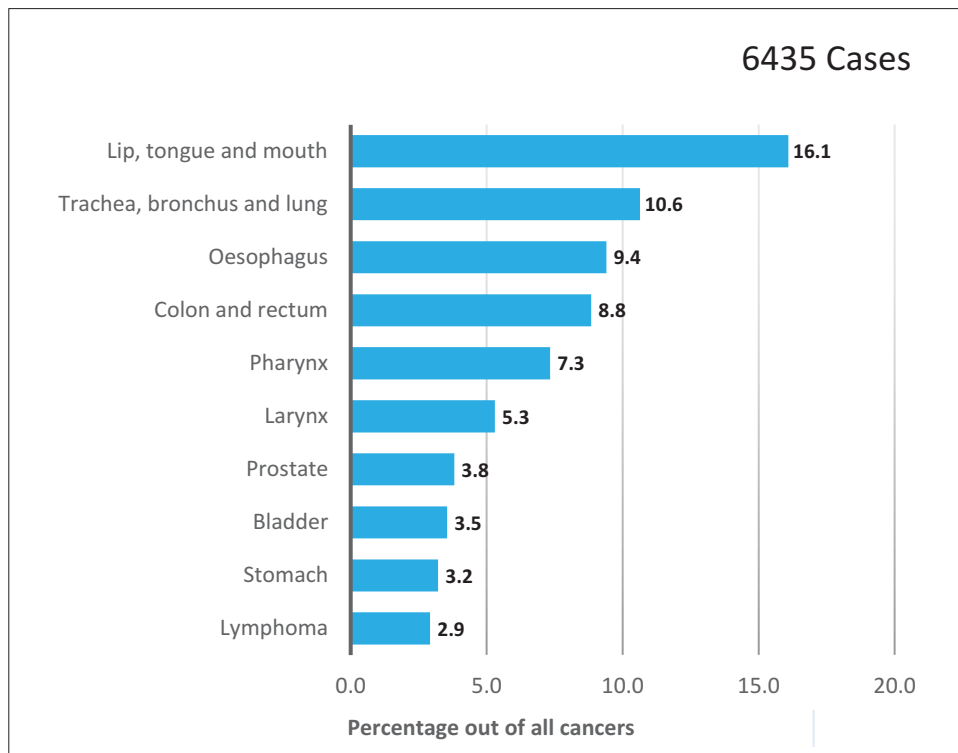


Figure 18: Leading cancers by 50 – 64 age group among Males in Sri Lanka, 2020

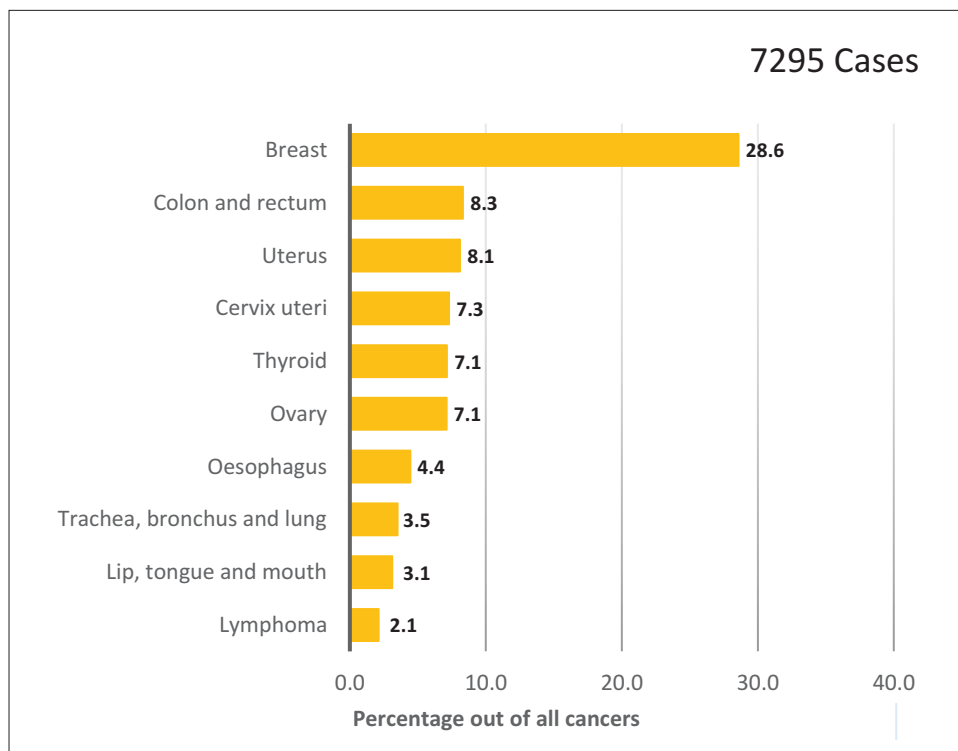


Figure 19: Leading cancers by 50 – 64 age group among females in Sri Lanka, 2020

### 65 years and above age group

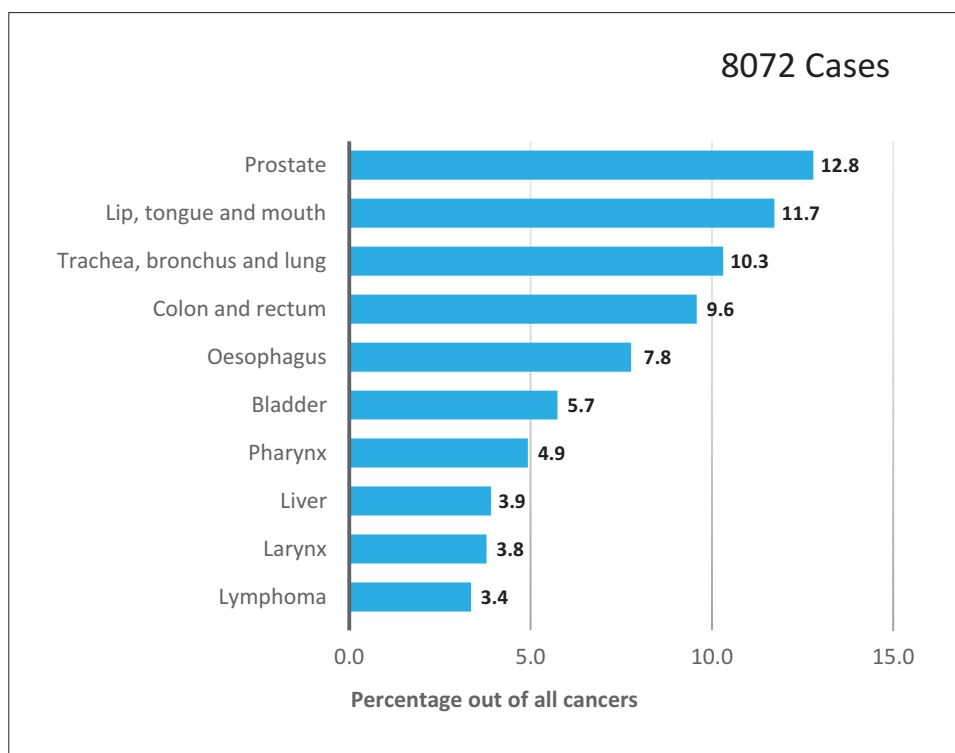


Figure 20: Leading cancers by 65 years and above age group among males in Sri Lanka, 2020

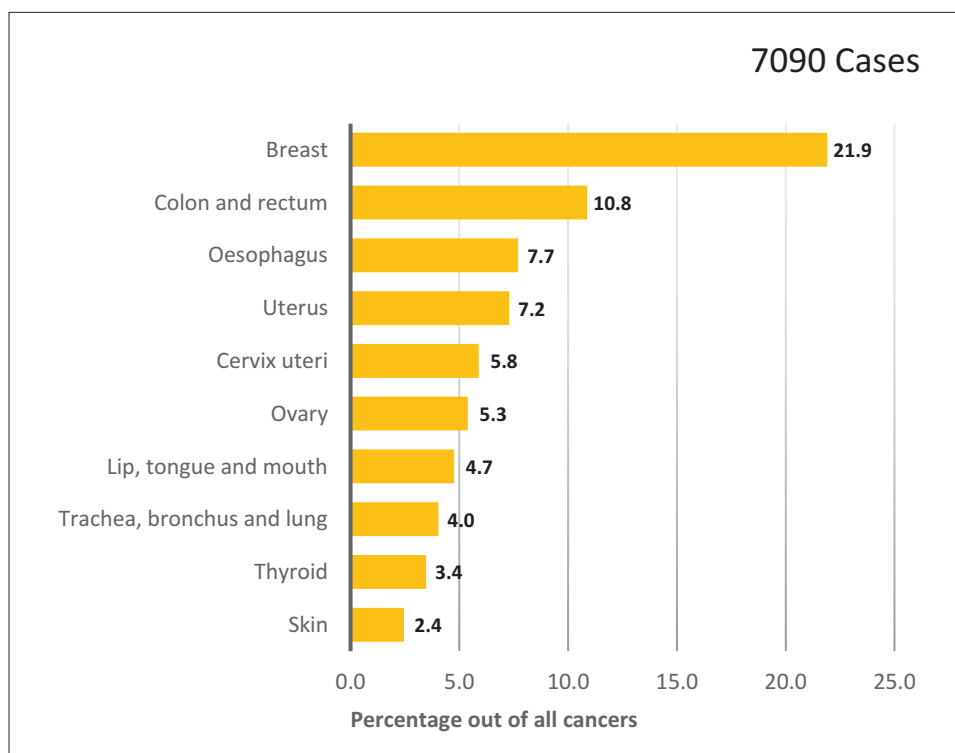


Figure 21: Leading cancers by 65 years and above age group among females in Sri Lanka, 2020

**Table 9: Number of cancers by 5-year age groups and ICD 10 site, among males in Sri Lanka, 2020**

	00-04	05-09	10-14	15-19	20-24	25-29	30-34	35-39	40-44	45-49	50-54	55-59	60-64	65-69	70-74	75+	unknown	Total
C00 Lip	0	1	0	0	0	1	0	1	3	7	12	15	16	17	15	10	2	100
C01 Base of tongue	0	0	0	1	0	1	1	3	6	9	28	27	40	30	34	23	1	204
C02 Other and unspecified parts of the tongue	0	0	0	0	0	4	13	16	43	56	96	108	125	100	66	68	5	700
C03 Gum	0	0	0	0	0	0	2	2	3	3	15	16	17	23	15	18	0	114
C04 Floor of the mouth	0	0	0	0	0	0	1	6	12	9	15	30	19	24	15	19	1	151
C05 Palate	0	0	0	0	0	1	2	3	8	11	35	36	43	46	34	29	0	248
C06 Other and unspecified	0	1	0	0	0	0	4	21	36	52	111	114	118	126	103	132	1	819
C07 Parotid gland	0	0	1	0	0	4	2	3	3	2	9	10	14	7	7	9	0	71
C08 Other and unspecified salivary gland	0	0	0	0	1	0	0	0	1	2	3	8	4	4	3	6	0	32
C09 Tonsils	0	0	0	0	0	1	1	4	4	2	23	51	62	46	26	21	0	241
C10 Oropharynx	0	0	0	0	0	0	0	3	6	11	32	36	32	45	26	15	0	206
C11 Nasopharynx	0	0	1	0	1	1	0	1	3	8	2	4	4	3	3	1	0	32
C12 Piriform sinus	0	0	0	0	0	0	1	0	0	5	26	34	46	39	27	28	0	206
C13 Hypopharynx	0	0	0	0	1	0	0	0	5	4	4	18	23	22	18	11	0	106
C14 Other and ill defined sites in the lip, oral cavity and pharynx	0	0	0	1	0	0	1	2	4	9	17	30	28	26	23	18	0	159
C15 Oesophagus	0	0	0	0	1	4	7	9	21	62	132	218	255	232	205	191	3	1340
C16 Stomach	0	0	0	1	0	0	3	9	10	16	51	70	86	95	81	72	3	497
C17 Small intestine	0	0	0	0	1	0	0	0	0	4	7	9	5	15	13	12	0	66
C18 Colon	0	0	1	0	1	3	9	27	42	45	65	88	110	138	103	113	1	746
C19 Rectosigmoid junction	0	0	0	0	0	0	2	5	5	6	8	19	21	26	23	26	1	142
C20 Rectum	0	0	0	0	4	3	11	15	23	55	62	83	113	145	103	97	2	716
C21 Anus	0	0	0	0	1	0	0	0	4	7	13	10	16	17	10	1	0	86
C22 Liver and intrahepatic bile ducts	9	0	1	0	0	3	1	1	1	8	22	62	84	123	110	83	0	508
C23 Gall bladder	0	0	0	0	0	0	0	1	3	0	3	6	8	9	5	3	0	38
C24 Other and unspecified parts of the biliary tract	0	0	0	0	1	0	0	0	5	4	5	9	16	23	14	8	0	85
C25 Pancreas	0	0	2	1	1	2	2	3	5	10	20	15	21	22	21	20	0	145
C26 Other and ill defined digestive organs	0	0	0	0	1	1	0	1	1	4	2	2	6	5	6	3	0	32
C30 Nasal cavity and middle ear	0	0	1	0	0	1	0	1	5	5	2	4	4	6	4	7	0	40
C31 Accessory sinuses	0	0	0	0	0	0	2	0	3	4	5	10	10	8	7	6	0	55
C32 Larynx	0	1	1	0	0	0	2	8	11	27	56	127	158	118	112	76	1	698
C33 Trachea	0	0	0	0	1	0	0	0	1	1	1	1	4	1	2	1	0	13
C34 Bronchus and lung	0	0	0	1	4	3	8	13	30	40	103	254	322	316	305	208	8	1615
C37 Thymus	0	0	0	0	0	2	4	3	2	9	7	4	4	8	1	1	0	45
C38 Heart, mediastinum and pleura	1	0	0	3	4	4	1	2	0	1	2	1	5	1	2	0	0	27
C39 Other and ill defined sites in the respiratory system and intrathoracic organs	0	0	0	0	0	0	0	0	0	1	2	4	6	5	7	9	0	34
C40 Bone and articular cartilage of limbs	0	3	14	17	5	5	2	5	2	3	2	2	0	3	4	2	0	69
C41 Bone and articular cartilage of other and unspecified sites	3	4	5	6	4	4	3	3	5	0	7	4	5	1	5	4	0	63
C43 Melanoma of skin	0	0	0	1	0	0	1	2	2	3	2	5	7	3	9	16	0	51
C44 Other malignant neoplasms of skin	1	0	1	2	2	1	3	8	16	21	42	54	49	54	43	65	0	362
C45 Mesothelioma	0	0	0	0	0	0	0	0	1	0	2	2	1	2	0	1	0	9
C46 Kaposi Sarcoma	0	0	0	0	1	0	0	0	0	0	0	0	0	0	0	0	0	1
C47 peripheral nerves and autonomic nerves system	2	0	0	0	1	0	0	1	2	0	0	1	0	1	0	1	0	9
C48 Retroperitoneum and peritonium	0	1	1	2	2	2	2	1	0	2	0	2	4	0	1	0	0	20
C49 Other connective and soft tissue	5	1	7	9	2	8	11	7	9	8	17	21	17	19	12	13	0	166
C50 Breast	0	0	0	0	0	1	0	8	8	15	12	15	19	22	22	18	0	140
C60 Penis	0	0	0	0	0	0	1	2	6	9	14	22	17	20	17	17	1	126
C61 Prostate	0	0	0	0	0	0	0	0	3	6	36	68	141	281	339	414	3	1291
C62 Testis	2	0	2	6	14	10	9	13	7	5	3	1	2	2	2	4	1	83
C63 Other and unspecified male genital organs	0	0	0	0	0	0	0	0	0	1	0	2	1	4	5	1	0	14
C64 Kidney, except renal pelvis	6	1	0	0	0	2	6	5	20	33	34	47	51	63	32	34	0	334
C65 Renal pelvis	0	0	0	0	0	1	0	0	0	0	0	1	4	1	2	1	0	10
C66 Ureter	0	0	0	0	0	0	0	0	0	0	1	2	3	2	0	1	0	9
C67 Bladder	0	0	0	0	2	3	3	8	15	11	32	80	116	138	135	191	0	734
C68 Other and unspecified urinary organs	0	0	0	0	0	0	0	0	0	0	0	0	0	0	1	0	0	1
C69 Eye and adnexa	14	0	0	0	0	1	0	1	0	1	0	2	1	0	2	3	0	25
C70 Meninges	0	0	0	0	1	0	0	1	2	2	1	3	3	0	0	0	0	13
C71 Brain	14	12	10	6	10	7	18	17	26	29	21	33	32	30	22	13	1	301
C72 Spinal cord,cranial nerves and other parts of cntral nervous system	0	1	1	1	0	1	0	0	1	0	0	1	1	1	1	0	0	9
C73 Thyroid gland	0	0	3	9	21	29	37	54	62	51	51	35	68	43	30	24	1	518
C74 Adrenal gland	9	2	2	1	0	0	1	2	2	2	1	3	2	2	0	0	0	29
C75 Other endocrine glands and related structures	0	0	0	0	1	0	0	0	0	1	1	0	3	2	3	0	0	11
C76 Other and ill defined sites	0	1	0	0	1	1	0	5	2	1	12	13	18	8	16	19	0	97
C77 Secondary and unspecified malignant neoplasm of lymph nodes	0	0	0	0	0	0	0	1	2	4	4	9	8	14	13	13	0	68
C80 Neoplasm without specification of site	0	3	2	6	5	5	10	13	30	42	67	117	127	128	108	123	3	789
C81 Hodgkin lymphoma	0	1	5	7	12	14	21	7	20	4	11	12	10	13	13	7	0	157
C82 Follicular lymphoma	1	0	0	0	0	0	2	5	2	8	4	9	5	5	2	1	0	44
C83 Non follicular lymphoma	10	12	8	9	4	7	4	7	8	7	8	9	7	17	18	14	0	149
C84 Mature T/NK-cell lymphomas	0	1	1	3	2	1	2	1	6	1	0	0	3	3	2	3	0	29
C85 Other and unspecified types of non-Hodgkin lymphoma	1	3	4	6	8	8	5	24	16	24	24	38	48	63	45	65	0	382

	00-04	05-09	10-14	15-19	20-24	25-29	30-34	35-39	40-44	45-49	50-54	55-59	60-64	65-69	70-74	75+	unknown	Total
C86 Other specified type of T/NK-cell lymphoma	0	0	0	0	0	1	0	1	1	0	0	0	0	0	0	0	0	0
C88 Malignant immunoproliferative diseases	0	0	0	0	0	0	0	0	0	1	0	3	0	0	0	0	0	4
C90 Multiple myeloma and malignant plasma cell neoplasm	0	1	0	0	0	0	2	3	13	18	19	33	60	45	57	46	2	299
C91 Lymphoid leukaemia	35	23	14	8	11	5	7	3	3	6	6	4	7	15	8	15	1	171
C92 Myeloid leukaemia	12	2	7	6	11	12	16	14	18	9	23	20	24	29	29	37	2	271
C93 Monocytic leukaemia	3	1	0	0	0	0	0	1	0	0	0	1	0	2	0	2	0	10
C94 Other leukaemia of specified cell type	1	1	1	0	1	1	2	1	0	1	4	5	3	2	8	1	0	32
C95 Leukaemia of unspecified cell type	9	23	8	10	3	1	5	1	1	2	5	4	8	9	6	8	1	104
C96 Other and unspecified malignant neoplasm of lymphoid, haematopoietic and related tissue	3	0	1	0	0	1	0	0	1	0	0	0	0	0	0	0	0	6
D45 Polycythaemia vera	0	0	0	0	0	0	1	1	1	2	2	1	9	3	6	0	0	26
D46 Myelodysplastic syndromes	1	1	0	0	1	0	0	1	2	1	5	8	16	5	15	15	0	71
D47 Other neoplasms of uncertain or unknown behaviour of lymphoid, haematopoietic and related tissue	0	0	0	0	0	1	1	2	2	4	0	2	3	2	6	4	0	27
<b>Total</b>	<b>142</b>	<b>101</b>	<b>105</b>	<b>123</b>	<b>148</b>	<b>171</b>	<b>255</b>	<b>391</b>	<b>625</b>	<b>837</b>	<b>1463</b>	<b>2230</b>	<b>2742</b>	<b>2927</b>	<b>2595</b>	<b>2550</b>	<b>46</b>	<b>17451</b>

**Table 10: Number of cancers by 5-year age groups and ICD 10 site, among females in Sri Lanka, 2020**

	00-04	05-09	10-14	15-19	20-24	25-29	30-34	35-39	40-44	45-49	50-54	55-59	60-64	65-69	70-74	75+	Unkown	
C00 Lip	0	0	0	0	0	0	1	0	1	2	1	2	5	4	3	6	0	25
C01 Base of tongue	0	0	0	0	1	0	0	1	2	0	4	5	9	8	2	7	0	39
C02 Other and unspecified parts of the tongue	0	0	0	1	1	4	3	7	9	11	21	25	19	21	30	29	0	181
C03 Gum	0	0	0	1	1	0	0	2	2	1	6	5	7	7	14	9	0	55
C04 Floor of the mouth	0	0	0	0	1	1	1	0	1	2	1	4	1	1	8	9	1	31
C05 Palate	0	0	0	0	1	0	0	1	1	2	6	6	9	12	15	7	1	61
C06 Other and unspecified	0	0	0	0	0	0	4	2	7	19	21	32	38	51	39	52	0	265
C07 Parotid gland	0	1	0	2	6	2	5	3	6	3	9	5	6	3	7	5	0	63
C08 Other and unspecified salivary gland	0	0	0	0	3	0	1	2	2	1	2	3	3	1	3	2	0	23
C09 Tonsils	0	0	0	0	0	1	0	1	0	1	3	3	5	4	2	3	0	23
C10 Oropharynx	0	0	0	0	0	0	0	1	0	0	1	4	3	4	2	3	0	18
C11 Nasopharynx	0	0	0	1	0	0	1	2	1	1	1	2	2	3	0	1	0	15
C12 Piriform sinus	0	0	0	0	0	0	0	1	1	2	4	3	1	5	2	5	0	24
C13 Hypopharynx	0	0	0	0	0	0	2	0	3	3	1	7	6	6	3	10	0	41
C14 Other and ill defined sites in the lip, oral cavity and pharynx	0	0	0	0	2	0	0	1	1	1	2	1	7	5	4	4	0	28
C15 Oesophagus	0	0	0	0	3	0	4	5	13	25	61	125	138	149	159	235	1	918
C16 Stomach	0	0	0	0	1	1	1	5	6	11	22	33	29	43	42	35	0	229
C17 Small intestine	0	0	0	0	1	1	1	3	1	8	4	7	4	12	7	12	0	61
C18 Colon	0	0	1	6	8	4	15	27	39	62	69	99	122	146	103	125	5	831
C19 Rectosigmoid junction	0	0	0	1	1	1	1	6	6	15	17	24	29	31	24	17	1	174
C20 Rectum	0	0	0	0	3	4	5	12	34	40	59	78	110	114	105	102	1	667
C21 Anus	0	0	0	0	0	0	0	0	0	1	3	7	8	17	14	22	0	72
C22 Liver and intrahepatic bile ducts	5	0	0	0	0	2	0	5	8	7	18	27	33	40	39	37	0	221
C23 Gall bladder	0	0	0	0	1	1	0	4	1	4	6	7	11	13	10	10	0	68
C24 Other and unspecified parts of the biliary tract	0	0	0	0	0	0	0	0	2	0	8	5	12	13	13	5	0	58
C25 Pancreas	0	0	0	1	2	1	4	5	6	10	15	20	25	23	12	17	0	141
C26 Other and ill defined digestive organs	0	0	0	0	0	0	1	1	2	0	7	4	8	3	4	4	0	34
C30 Nasal cavity and middle ear	0	0	0	1	1	2	1	0	3	1	3	5	0	3	1	2	0	23
C31 Accessory sinuses	0	0	0	0	0	0	0	2	0	1	1	4	2	2	3	4	0	19
C32 Larynx	0	0	0	1	0	0	0	0	2	6	9	5	18	12	12	7	0	72
C33 Trachea	0	0	0	0	1	0	0	0	0	1	1	0	1	1	0	1	0	6
C34 Bronchus and lung	1	1	0	0	2	2	4	15	26	34	69	88	97	99	92	90	1	621
C37 Thymus	0	0	0	0	0	1	1	4	1	1	4	3	9	2	2	1	0	29
C38 Heart, mediastinum and pleura	0	0	0	1	2	1	1	1	0	0	2	0	0	2	0	1	0	11
C39 Other and ill defined sites in the respiratory system and intrathoracic organs	0	0	0	0	0	0	0	0	0	0	1	2	0	1	0	2	0	6
C40 Bone and articular cartilage of limbs	1	2	13	7	5	2	4	1	1	0	4	3	2	3	4	3	0	55
C41 Bone and articular cartilage of other and unspecified sites	4	2	9	6	7	0	2	2	3	5	3	6	1	2	1	2	0	55
C43 Melanoma of skin	0	0	0	1	0	0	0	3	3	6	1	11	15	3	4	5	0	52
C44 Other malignant neoplasms of skin	0	0	1	1	4	5	3	7	18	11	13	27	36	36	35	88	3	288
C45 Mesothelioma	0	0	0	0	0	0	0	0	1	0	1	0	2	0	0	0	0	4
C46 Kaposi Sarcoma	0	0	0	0	0	0	0	0	0	0	0	0	1	0	0	0	0	1
C47 Peripheral nerves and autonomic nervous system	0	0	0	2	1	1	0	2	1	0	0	0	0	1	1	0	0	9
C48 Retroperitoneum and peritoneum	0	0	0	0	0	0	1	0	0	1	3	4	4	3	2	1	0	19
C49 Other connective and soft tissue	7	3	5	8	3	11	6	6	12	14	20	17	15	18	17	19	0	181
C50 Breast	0	0	0	0	7	32	103	277	463	659	696	712	679	667	466	421	7	5189
C51 Vulva	0	0	0	0	0	0	2	3	1	5	5	8	11	7	15	15	0	72
C52 Vagina	0	0	0	0	1	0	0	2	0	2	9	10	9	8	12	15	0	68
C53 Cervix/Cervix uteri	0	0	1	0	3	3	13	40	90	117	133	193	207	160	137	117	0	1214
C54 Corpus uteri	0	0	0	0	1	7	10	13	32	49	109	137	178	163	119	68	0	886
C55 Uterus, part unspecified	0	0	0	0	0	2	9	9	15	33	40	59	68	72	55	36	0	398
C56 Ovary	3	1	19	17	26	34	27	36	81	124	143	178	198	170	118	91	1	1267
C57 Other and unspecified female genital organs	0	0	0	1	0	2	1	3	3	3	14	8	10	9	7	7	0	68
C58 Placenta	0	0	0	0	3	6	3	0	3	0	1	0	0	1	1	0	0	18
C64 Kidney, except renal pelvis	14	3	1	1	2	1	2	3	12	11	12	21	22	20	21	13	0	159
C65 Renal pelvis	0	0	1	0	0	0	1	0	0	2	2	1	0	1	0	0	0	8
C66 Ureter	0	0	0	0	0	0	0	0	0	0	0	1	0	2	0	1	0	4
C67 Bladder	0	0	0	0	0	0	1	4	2	6	12	21	24	35	40	43	1	189
C68 Other and unspecified urinary organs	0	0	0	0	0	0	0	0	0	1	0	0	2	0	0	1	0	4
C69 Eye and adnexa	11	3	0	0	0	0	0	2	2	2	0	4	3	4	6	2	0	39
C70 Meninges	0	0	0	0	0	0	3	6	4	9	4	3	5	2	2	1	0	39
C71 Brain	15	10	8	8	4	10	18	11	24	21	14	28	30	20	13	4	0	238
C72 Spinal cord, cranial nerves and other parts of central nervous system	1	0	0	0	0	1	0	0	0	0	0	3	0	2	0	1	0	8
C73 Thyroid gland	0	0	5	44	112	217	215	372	291	287	216	152	153	116	61	66	1	2308

	00-04	05-09	10-14	15-19	20-24	25-29	30-34	35-39	40-44	45-49	50-54	55-59	60-64	65-69	70-74	75+	Unkown	
C74 Adrenal gland	7	2	0	0	0	0	0	2	1	4	2	0	0	0	1	3	0	22
C75 Other endocrine glands and related structures	0	0	0	1	0	0	1	0	4	1	1	0	0	1	0	0	0	9
C76 Other and ill defined sites	0	0	0	0	1	1	0	1	1	4	4	7	8	3	7	8	0	45
C77 Secondary and unspecified malignant neoplasm of lymph nodes	0	0	2	1	2	0	1	1	1	2	3	5	7	6	3	8	0	42
C80 Neoplasm without specification of site	5	2	2	1	4	7	6	17	26	36	51	70	87	108	81	128	1	632
C81 Hodgkin lymphoma	0	2	5	10	20	21	9	8	6	3	9	9	5	6	8	7	0	128
C82 Follicular lymphoma	0	0	0	0	0	0	0	6	3	2	3	8	7	3	6	1	0	39
C83 Non follicular lymphoma	8	5	4	5	3	3	3	2	2	5	4	6	8	13	8	9	0	88
C84 Mature T/NK-cell lymphomas	0	0	3	0	0	1	1	2	1	1	0	0	2	2	2	1	0	16
C85 Other and unspecified types of non-Hodgkin lymphoma	1	0	1	0	5	8	6	8	13	17	31	29	34	34	35	29	1	252
C86 Other specified type of T/NK-cell lymphoma	0	0	0	0	0	0	0	0	0	0	0	0	0	0	0	0	0	0
C88 Malignant immunoproliferative diseases	0	0	0	0	0	0	0	1	0	0	0	2	0	0	1	0	0	4
C90 Multiple myeloma and malignant plasma cell neoplasm	1	0	0	0	0	0	0	4	3	12	24	38	53	71	40	54	0	300
C91 Lymphoid leukaemia	24	17	10	6	8	6	3	3	4	3	2	5	6	4	11	14	1	127
C92 Myeloid leukaemia	6	3	3	8	5	10	10	17	15	20	22	28	25	25	20	27	0	244
C93 Monocytic leukaemia	0	1	0	0	0	0	0	0	0	1	0	1	0	1	0	0	0	4
C94 Other leukaemia of specified cell type	1	0	1	2	2	1	1	1	2	3	2	3	4	5	5	3	0	36
C95 Leukaemia of unspecified cell type	13	7	9	2	1	1	1	0	4	5	4	2	5	8	2	4	1	69
C96 Other and unspecified malignant neoplasm of lymphoid, haematopoietic and related tissue	3	1	2	0	1	0	0	0	0	0	0	0	0	0	1	0	0	8
D45 Polycythaemia vera	0	0	0	0	0	0	0	0	0	0	0	3	5	3	4	1	0	16
D46 Myelodysplastic syndromes	1	0	1	1	0	2	1	1	2	4	5	8	8	18	21	13	0	86
D47 Other neoplasms of uncertain or unknown behaviour of lymphoid, haematopoietic and related tissue	0	0	0	0	0	2	2	1	4	2	2	5	7	4	2	7	0	38
<b>Total</b>	<b>132</b>	<b>66</b>	<b>107</b>	<b>149</b>	<b>273</b>	<b>426</b>	<b>526</b>	<b>996</b>	<b>1340</b>	<b>1769</b>	<b>2086</b>	<b>2486</b>	<b>2723</b>	<b>2701</b>	<b>2171</b>	<b>2218</b>	<b>28</b>	<b>20197</b>

Table 11: Number of cancers by five-year age group and ICD 10 site categories among males in Sri Lanka, 2020

**Cancer Registry (2020)**

Population - Sri Lanka 2020

Cases by age group (Period) - Male

SITE	ALL AGE AGES UNK											ICD (10th)								
	0-	5-	10-	15-	20-	25-	30-	35-	40-	45-	50-		55-	60-	65-	70-	75+	(%)		
Lip	-	-	-	-	-	1-	1-	3	7	12	15	16	17	15	10	0.6	C00			
Tongue	-	-	-	1-	-	5	14	19	65	124	135	165	130	100	91	5.3	C01-02			
Mouth	-	-	-	-	-	1	9	32	59	176	196	197	219	167	198	7.8	C03-06			
Salivary glands	-	-	-	-	1	4	2	3	4	2	18	18	11	10	15	0.6	C07-08			
Tonsil	-	-	-	-	-	1	1	4	4	2	23	51	62	46	26	1.4	C09			
Other oropharynx	-	-	-	-	-	1	1	3	6	11	32	36	45	26	15	1.2	C10			
Nasopharynx	-	-	-	-	-	1	1	1	3	8	2	4	3	3	1	0.2	C11			
Hypopharynx	-	-	-	-	-	1	1	3	9	30	52	69	61	45	39	1.8	C12-13			
Pharynx unspecified	-	-	-	-	-	1	2	4	9	17	30	28	26	23	18	0.9	C14			
Oesophagus	-	-	-	-	1	4	7	9	21	62	132	218	255	232	205	191	7.8	C15		
Stomach	-	-	-	1	-	1	3	9	10	16	51	70	86	95	81	72	2.9	C16		
Small intestine	-	-	-	-	-	1	-	-	4	7	9	5	15	13	12	0.4	C17			
Colon	-	-	-	-	1	3	9	27	45	65	88	110	138	103	113	4.4	C18			
Rectum	-	-	-	-	4	3	13	20	28	61	70	102	134	171	126	5.0	C19-20			
Anus	-	-	-	-	1	-	-	4	7	13	10	16	17	10	10	0.5	C21			
Liver	-	-	-	-	1	3	1	1	8	22	62	84	123	110	83	3.0	C22			
Gallbladder etc.	-	-	-	-	1	-	1	8	4	8	15	24	32	19	11	0.7	C23-24			
Pancreas	-	-	-	2	1	1	2	3	5	10	20	15	21	22	21	0.8	C25			
Nose, sinuses etc.	-	-	-	-	-	1	2	1	8	9	14	14	14	11	13	0.6	C30-31			
Larynx	-	-	-	-	-	1	2	8	11	27	56	127	158	118	112	4.1	C32			
Trachea, bronchus and lung	-	-	-	1	-	5	3	8	13	41	104	255	326	317	307	9.5	C33-34			
Other thoracic organs	-	-	-	3	4	6	5	5	2	10	9	9	9	3	1	0.4	C37-38			
Bone	3	7	19	23	9	9	5	8	7	3	9	6	5	4	9	6	0.8	C40-41		
Melanoma of skin	-	-	-	1	-	1	2	1	2	3	2	5	7	3	9	16	0.3	C43		
Other skin	-	-	-	1	2	2	1	3	8	16	21	42	54	49	54	65	2.1	C44		
Mesothelioma	-	-	-	-	-	-	-	-	1	-	2	1	2	-	-	1	0.1	C45		
Kaposi sarcoma	-	-	-	-	-	-	-	-	-	-	-	-	-	-	-	-	0.0	C46		
Connective and soft tissue	-	-	-	-	-	-	-	-	-	-	-	-	-	-	-	-	0.0	C47,C49		
Breast	140	0	-	-	-	1	-	8	15	12	15	19	22	17	20	12	14	0.8	C50	
Penis	-	-	-	-	-	-	-	2	6	9	14	22	17	20	17	17	0.7	C60		
Prostate	-	-	-	-	-	-	-	3	6	36	68	141	281	339	414	7.6	C61			
Testis	-	-	-	2	6	14	10	9	13	7	5	3	1	2	2	4	0.5	C62		
Other male genital organs	-	-	-	-	-	-	-	-	-	1	1	2	1	4	5	1	0.1	C63		
Kidney	334	0	-	-	-	2	6	5	20	33	34	47	51	63	32	34	2.0	C64		
Renal pelvis	10	0	-	-	-	1	-	-	-	-	1	4	1	2	1	0.1	C65			
Ureter	9	0	-	-	-	1	-	-	-	-	2	3	2	-	-	1	0.1	C66		
Bladder	734	0	-	-	-	2	3	3	8	15	11	32	80	116	138	135	4.3	C67		
Other urinary organs	1	0	-	-	-	-	-	-	-	-	-	-	-	-	1	-	0.0	C68		
Eye	25	0	14	-	-	1	-	1	1	1	2	1	1	2	3	0.1	C69			
Brain, nervous system	323	1	14	11	7	11	8	18	29	31	22	37	36	31	23	13	1.9	C70-72		
Thyroid	518	1	-	3	9	21	29	37	54	62	51	35	68	43	30	24	3.0	C73		
Adrenal gland	29	0	9	2	2	1	-	2	2	1	3	2	2	2	-	-	0.2	C74		
Other endocrine	11	0	-	-	-	-	-	-	-	1	1	3	2	2	3	-	0.1	C75		
Hodgkin disease	154	0	-	1	5	7	12	13	21	6	19	4	11	10	13	13	7	0.9	C81	
Non-Hodgkin lymphoma	610	0	-	15	16	14	18	14	17	13	37	40	63	88	67	83	3.6	C82-85,C96		
Immunoproliferative diseases	4	0	-	-	-	-	-	-	-	1	3	-	-	-	-	-	0.0	C88		
Multiple myeloma	299	2	-	-	-	-	-	2	3	13	18	19	33	60	45	57	1.7	C90		
Lymphoid leukaemia	171	1	35	23	14	8	11	5	7	3	6	6	4	7	15	8	1.0	C91		
Myeloid leukaemia	313	2	16	4	8	6	12	13	18	16	18	10	27	26	33	37	40	1.8	C92-94	
Leukaemia unspecified	104	1	9	23	8	10	3	1	5	1	2	5	4	8	9	6	0.6	C95		
Myeloproliferative disorders	53	0	-	-	-	1	2	3	3	6	2	3	12	5	12	4	0.3	MPD		
Myelodysplastic syndromes	71	0	1	1	-	-	-	1	2	1	2	3	8	16	5	15	0.4	MDS		
Other and unspecified	1043	3	-	5	3	8	9	10	12	22	36	54	87	147	160	151	167	6.1	O&U	
All sites	17451	46	142	101	105	123	148	171	255	391	625	837	1463	2230	2742	2927	2595	2550	100.0	ALL
All sites but C44	17089	46	141	101	104	121	146	170	252	383	609	816	1421	2176	2693	2873	2552	2485		ALLBC44

Table built Tue Mar 21 13:54:33 IST 2023 by CanReg5.







**Table 14: Age Specific Incidence Rate, Crude Incidence Rate, Age Standardized Incidence Rate per 100 000 population and Cumulative Risk of cancers by five – Year age group and ICD 10 site categories among Males in Sri Lanka, 2020**

**Cancer Registry (2020)**

Population - Sri Lanka 2020

Incidence per 100,000 by age group (Period) - Female

SITE	ALL AGE AGES UNK	Incidence per 100,000 by age group (Period) - Female										CRUDE RATE (%)	CUM CUMASR	ICD (10th)								
		0-	5-	10-	15-	20-	25-	30-	35-	40-	45-				50-	55-	60-	65-	70-	75+		
Lip	25	-	-	-	-	-	0.1	-	0.1	0.3	0.1	0.3	0.9	1.1	1.2	1.7	0.2	0.1	0.01	0.02	C00	
Tongue	220	-	-	-	0.1	0.2	0.5	0.6	1.5	3.5	5.0	5.3	7.7	7.7	12.9	10.1	1.9	1.1	0.10	0.20	C01-02	
Mouth	412	-	-	-	0.1	0.4	0.6	1.5	3.3	5.0	7.8	10.4	18.9	30.7	30.7	21.6	3.6	2.1	0.15	0.40	C03-06	
Salivary glands	86	-	-	-	0.2	1.1	0.2	0.7	1.1	0.6	1.6	1.7	1.1	4.0	2.0	0.8	0.4	0.05	0.07	0.7	C07-08	
Tonsil	23	-	-	-	-	-	-	-	0.1	0.1	0.4	0.5	0.9	0.8	0.8	0.2	0.2	0.1	0.01	0.02	C09	
Other oropharynx	18	-	-	-	-	-	-	-	-	0.1	0.1	0.7	0.6	1.1	0.8	0.2	0.1	0.01	0.02	C10		
Nasopharynx	15	-	-	-	-	-	-	-	-	0.1	0.1	0.3	0.4	0.8	0.3	0.1	0.1	0.01	0.01	0.1	C11	
Hypopharynx	65	-	-	-	-	-	-	-	0.1	0.5	0.7	1.7	1.3	2.9	2.0	4.2	0.5	0.3	0.03	0.05	C12-13	
Pharynx unspecified	28	-	-	-	-	-	-	-	0.2	0.1	0.1	0.3	0.2	1.3	1.6	1.1	0.2	0.1	0.01	0.03	C14	
Oesophagus	918	-	-	-	-	0.4	0.4	0.6	1.7	3.5	8.9	20.6	26.1	39.7	64.3	66.0	8.1	4.6	0.31	0.83	C15	
Stomach	229	-	-	-	-	0.1	0.1	0.6	0.8	1.5	3.2	5.4	5.5	11.5	17.0	9.8	2.0	1.2	0.09	0.23	C16	
Small intestine	61	-	-	-	-	0.1	0.1	0.4	0.1	1.1	0.6	1.2	0.8	3.2	2.8	3.4	0.5	0.3	0.02	0.05	C17	
Colon	831	-	-	0.1	0.7	0.9	0.5	1.7	3.5	5.2	8.6	10.1	16.3	38.9	41.6	35.1	7.3	4.2	0.36	0.76	C18	
Rectum	841	-	-	-	-	0.1	0.5	0.6	2.3	5.3	7.7	11.1	16.8	26.3	38.7	33.4	7.4	4.2	0.36	0.81	C19-20	
Anus	72	-	-	-	-	-	-	-	0.1	0.4	1.2	1.5	4.5	5.7	6.2	6.2	0.6	0.4	0.02	0.07	C21	
Liver	221	-	-	-	-	0.2	-	0.2	0.6	1.1	1.0	2.6	4.5	6.2	10.7	15.8	2.0	1.1	0.08	0.22	C22	
Gallbladder etc.	126	-	-	-	-	0.1	0.1	0.4	0.6	2.0	2.0	4.3	6.9	9.3	4.2	4.2	1.1	0.6	0.05	0.13	C23-24	
Pancreas	141	-	-	-	-	0.1	0.2	0.1	0.6	0.8	1.4	2.2	3.3	4.7	4.8	4.8	1.2	0.7	0.07	0.12	C25	
Nose, sinuses etc.	42	-	-	-	-	0.1	0.1	0.2	0.1	0.3	0.4	0.3	1.5	0.4	1.3	1.6	0.4	0.2	0.02	0.03	C30-31	
Larynx	72	-	-	-	-	0.1	0.1	0.2	0.3	0.8	1.3	0.8	3.4	3.2	4.9	2.0	0.6	0.4	0.03	0.07	C32	
Trachea, bronchus and lung	627	-	-	-	-	0.4	0.2	0.4	1.9	3.5	4.9	10.2	14.5	18.5	26.7	37.2	5.5	3.1	0.27	0.59	C33-34	
Other thoracic organs	40	-	-	-	-	0.1	0.2	0.2	0.6	0.1	0.9	0.5	1.7	1.1	0.8	0.6	0.4	0.2	0.02	0.03	C37-38	
Bone	110	-	-	0.5	0.4	2.5	1.5	1.4	0.2	0.7	0.4	0.5	0.7	1.0	1.5	2.0	1.0	0.6	0.06	0.08	C40-41	
Melanoma of skin	52	-	-	-	-	0.1	0.1	0.5	0.6	0.3	0.9	2.4	1.5	1.9	4.5	6.8	9.6	2.5	1.4	0.10	0.22	C43
Other skin	288	-	-	-	-	0.1	0.1	0.5	0.6	0.3	0.9	2.4	1.5	1.9	4.5	6.8	9.6	2.5	1.4	0.10	0.22	C44
Mesothelioma	4	-	-	-	-	-	-	-	0.1	-	-	-	-	-	-	-	0.0	0.0	0.00	0.00	C45	
Kaposi sarcoma	1	-	-	-	-	-	-	-	-	-	-	-	-	-	-	-	0.0	0.0	0.00	0.00	C46	
Connective and soft tissue	190	-	-	-	-	-	-	-	-	-	-	-	-	-	-	-	0.0	0.0	0.00	0.00	C47	
Breast	5189	-	-	0.8	0.3	0.6	1.1	0.5	1.4	0.8	3.7	11.4	35.6	61.7	91.7	101.4	45.9	26.1	2.76	4.60	C50	
Vulva	72	-	-	-	-	-	-	0.2	0.4	0.1	0.7	0.7	1.3	2.1	1.9	4.2	0.6	0.4	0.03	0.07	C51	
Vagina	68	-	-	-	-	0.1	-	0.4	0.3	1.3	1.7	1.7	2.1	2.1	4.9	4.2	0.6	0.3	0.03	0.06	C52	
Cervix uteri	1214	-	-	0.1	-	0.3	0.3	1.4	5.1	12.0	16.3	19.4	31.9	39.1	42.7	55.4	10.7	6.1	0.63	1.12	C53	
Corpus uteri	885	-	-	0.1	-	0.8	1.1	1.7	4.1	6.8	15.9	22.6	33.6	43.5	48.1	19.1	7.8	4.4	0.43	0.89	C54	
Uterus unspecified	398	-	-	-	-	0.2	1.0	1.2	2.0	4.6	5.8	9.7	12.9	19.2	22.2	10.1	3.5	2.0	0.19	0.39	C55	
Ovary	1267	-	-	0.3	0.1	2.2	1.9	3.1	4.6	70.8	17.3	20.8	29.4	37.4	45.3	47.7	11.2	6.4	0.67	1.14	C56	
Other female genital organs	68	-	-	-	-	0.2	0.1	0.4	0.4	0.4	2.0	1.3	1.9	2.4	2.8	2.0	0.6	0.3	0.03	0.06	C57	
Placenta	18	-	-	-	-	0.4	0.7	0.3	0.4	0.4	0.1	-	-	-	-	-	0.2	0.1	0.01	0.01	C58	
Kidney	159	-	-	1.5	0.3	0.1	0.1	0.2	0.4	1.6	1.5	1.7	3.5	4.2	5.3	3.6	1.4	0.8	0.08	0.15	C59	
Renal pelvis	8	-	-	-	-	0.1	-	0.1	-	0.3	0.3	0.2	-	0.3	-	-	0.1	0.0	0.00	0.01	C60	
Ureter	4	-	-	-	-	-	-	-	-	-	-	-	-	-	-	-	0.0	0.0	0.00	0.00	C61	
Bladder	189	-	-	-	-	-	-	-	-	0.3	0.8	1.7	3.5	4.5	9.3	16.2	1.7	0.9	0.06	0.19	C62	
Other urinary organs	4	-	-	-	-	-	-	-	-	0.1	0.5	0.1	-	-	-	-	0.0	0.0	0.00	0.00	C68	
Eye	39	-	-	1.2	0.3	-	-	-	0.3	0.3	0.3	-	0.7	0.6	1.1	2.4	0.3	0.2	0.02	0.04	C69	
Brain, nervous system	285	-	-	1.7	1.1	0.9	0.9	0.5	1.3	2.2	3.7	2.6	5.6	6.6	6.1	1.7	2.5	1.4	0.17	0.23	C70-72	
Thyroid	2308	-	-	0.6	0.6	5.0	13.2	24.9	23.7	47.8	38.8	39.9	31.5	25.1	28.9	30.9	20.4	11.6	1.40	1.88	C73	
Adrenal gland	22	-	-	0.8	0.2	-	-	-	0.3	0.1	0.6	0.3	-	-	-	-	0.2	0.1	0.01	0.01	C74	
Other endocrine	9	-	-	-	-	-	-	-	0.1	0.1	0.1	-	-	-	-	-	0.1	0.0	0.01	0.01	C75	
Hodgkin disease	128	-	-	0.2	0.6	1.1	2.3	2.4	1.0	1.0	0.8	0.4	1.3	1.5	0.9	1.6	1.1	0.6	0.07	0.09	C81	
Non-Hodgkin lymphoma	403	-	-	0.6	1.1	0.6	1.1	1.4	1.1	2.3	2.5	3.5	5.3	7.1	9.6	13.9	3.6	2.0	0.19	0.36	C82-85	
Immunoproliferative diseases	4	-	-	-	-	-	-	-	-	0.1	-	-	-	-	-	-	0.0	0.0	0.00	0.00	C88	
Multiple myeloma	300	-	-	0.1	-	-	-	-	0.5	0.4	1.7	3.5	6.3	10.0	18.9	16.2	2.7	1.5	0.11	0.29	C90	
Lymphoid leukaemia	127	-	-	1.8	1.1	0.7	0.9	0.7	0.3	0.4	0.5	0.4	0.3	0.8	1.1	4.4	1.1	0.6	0.06	0.09	C91	
Myeloid leukaemia	284	-	-	0.8	0.4	0.5	1.1	0.8	1.3	2.2	2.3	3.3	3.5	5.3	8.3	10.1	2.5	1.4	0.14	0.23	C92-94	
Leukaemia unspecified	69	-	-	1.4	0.7	1.0	0.2	0.1	0.1	2.3	0.5	0.7	0.6	0.3	0.9	2.1	0.6	0.3	0.03	0.05	C95	
Myeloproliferative disorders	54	-	-	-	-	-	-	0.2	0.2	0.1	0.5	0.3	0.3	1.3	2.3	1.9	0.5	0.3	0.03	0.05	C96	
Myelodysplastic syndromes	86	-	-	0.1	-	0.1	0.1	0.2	0.1	0.1	0.3	0.6	0.7	1.3	1.5	4.8	0.8	0.4	0.03	0.09	C97	
Other and unspecified	778	-	-	0.5	0.2	0.5	0.2	0.8	0.9	1.0	2.6	4.0	6.0	10.1	15.2	21.5	6.9	3.9	0.32	0.68	C98	
All sites	20197	-	-	14.2	7.1	12.2	16.8	32.1	48.9	58.0	128.0	178.6	246.2	303.9	410.5	514.7	178.6	98.7	9.87	17.87	C00	
All sites but C44	19909	-	-	14.2	7.1	12.1	16.7	31.6	48.3	57.7	127.1	176.2	244.7	302.0	406.0	507.9	176.1	100.0	9.77	17.65	C01-43	

Reference population: World Standard Population Table built Tue Mar 21 13:22:35 IST 2023 by CamReg5.

**Table 15: Lip, Tongue and Mouth cancers incidence data in Sri Lanka, 2020**

Group	Number	%	ASR	Cum. Rate
Male	2336	13.4	20.3	2.5
Female	657	3.3	4.8	0.6

ASR – Age Standardized Incidence Rate per 100,000 population

Cum. Rate – Cumulative Rate (0-74 years) per 100 population

ICD 10 code and site	Male	Female
C00.0 External upper lip	10	0
C00.1 External lower lip	25	8
C00.3 Mucosa of upper lip	3	1
C00.4 Mucosa of lower lip	9	3
C00.5 Mucosa of lip, NOS	6	4
C00.6 Commissure of lip	31	2
C00.8 Overlapping lesion of lip	4	2
C00.9 Lip, NOS	12	5
C01.9 Base of tongue, NOS	204	39
C02.0 Dorsal surface of tongue, NOS	19	10
C02.1 Border of tongue	215	73
C02.2 Ventral surface of tongue, NOS	31	2
C02.3 Anterior 2/3 of tongue, NOS	7	7
C02.4 Lingual tonsil	2	1
C02.8 Overlapping lesion of tongue	8	4
C02.9 Tongue, NOS	418	84
C03.0 Upper gum	26	10
C03.1 Lower gum	41	19
C03.9 Gum, NOS	47	26
C04.0 Anterior floor of mouth	7	3
C04.1 Lateral floor of mouth	11	1
C04.8 Overlapping lesion of floor of mouth	4	2
C04.9 Floor of mouth, NOS	129	25
C05.0 Hard palate	26	15
C05.1 Soft palate, NOS	153	19
C05.2 Uvula	9	2
C05.8 Overl. lesion of palate	2	3
C05.9 Palate, NOS	58	22
C06.0 Cheek mucosa	529	186
C06.1 Vestibule of mouth	20	7
C06.2 Retromolar area	105	20
C06.8 Overlapping lesion of other/ unspecified parts of mouth	36	12
C06.9 Mouth, NOS	129	40
<b>Total</b>	<b>2336</b>	<b>657</b>

ICD O code and histology	Male	Female
8000 Neoplasm, malignant	105	40
8001 Tumour cells, malignant	1	0
8002 Malignant tumour, small cell type	1	0
8010 Carcinoma, NOS	76	29
8022 Pleomorphic carcinoma	1	0
8032 Spindle cell carcinoma, NOS	18	8
8033 Pseudo sarcomatous carcinoma	0	1
8051 Verrucous carcinoma, NOS	55	12
8052 Papillary squamous cell carcinoma	1	0
8070 Squamous cell carcinoma, NOS	1932	514
8071 Squamous cell carcinoma, keratinizing, NOS	74	16
8072 Squamous cell carcinoma, large cell, nonkeratinizing	4	0
8074 Squamous cell carcinoma, spindle cell	3	0
8076 Squamous cell carcinoma, microinvasive	23	2
8078 Squamous cell carcinoma with horn formation	1	0
8082 Lymphoepithelial carcinoma	1	0
8083 Basaloid squamous cell carcinoma	5	0
8084 Squamous cell carcinoma, clear cell type	1	0
8123 Basaloid carcinoma	1	1
8140 Adenocarcinoma, NOS	9	9
8200 Adenoid cystic carcinoma	9	14
8430 Mucoepidermoid carcinoma	5	7
8525 Polymorphous low-grade adenocarcinoma	1	0
8550 Acinar cell carcinoma	3	0
8560 Aden squamous carcinoma	1	0
8800 Sarcoma, NOS	1	0
8810 Fibrosarcoma, NOS	0	1
8811 Fibromyxosarcoma	0	1
8850 Liposarcoma, NOS	1	0
8851 Liposarcoma, well differentiated	1	0
8890 Leiomyosarcoma, NOS	0	1
8940 Mixed tumour, malignant, NOS	1	1
9580 Granular cell tumour, malignant	1	0
<b>Total</b>	<b>2336</b>	<b>657</b>

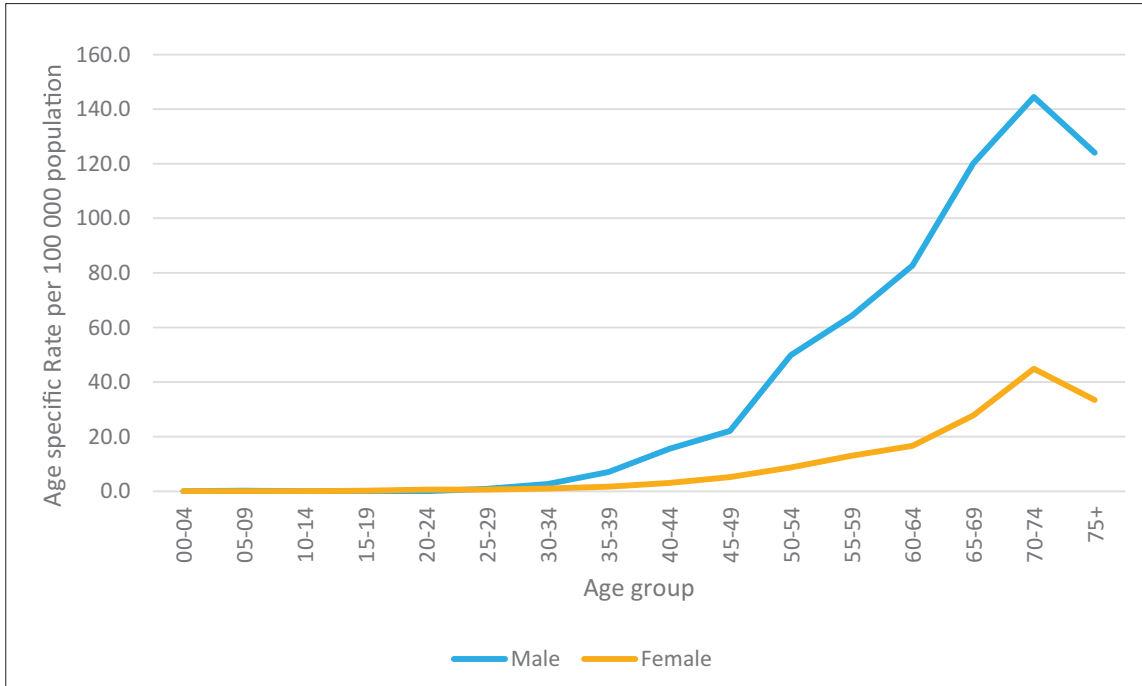


Figure 22: Age Specific Incidence Rates of Lip, Tongue and Mouth cancer in Sri Lanka, 2020

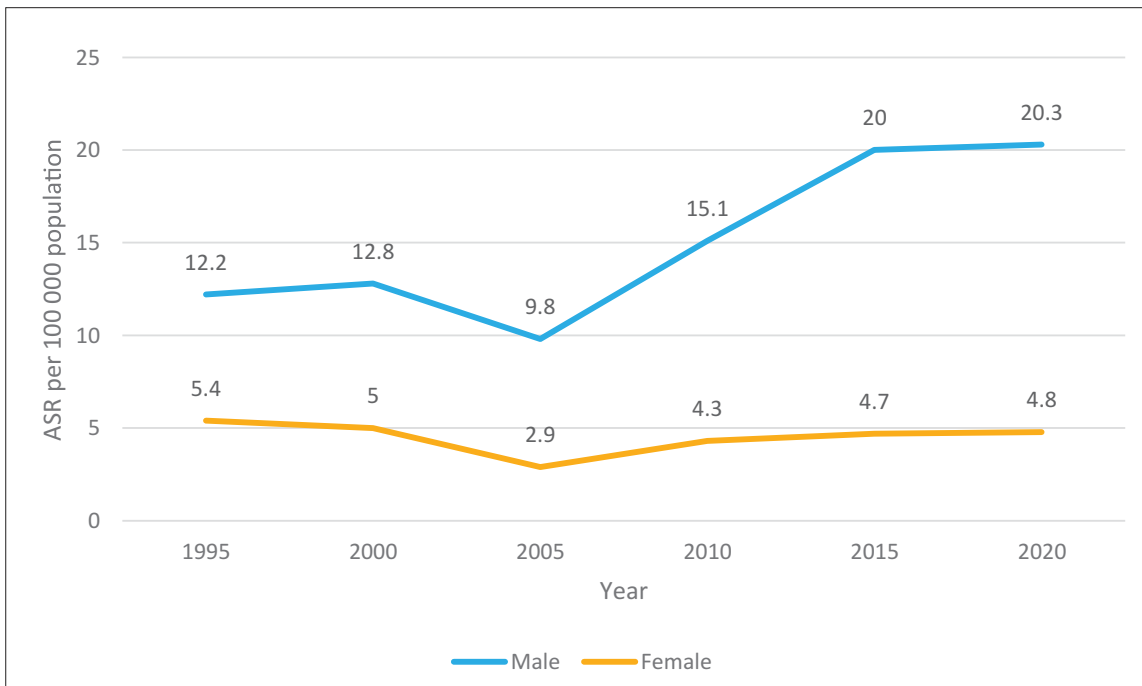


Figure 23: Age Standardized Incidence Rates of Lip, Tongue and Mouth cancer in Sri Lanka, 1995-2020

**Table 16: Pharyngeal cancer incidence data in Sri Lanka, 2020**

Group	Number	%	ASR	Cum. Rate
Male	665	4.6	8.3	1.12
Female	137	0.9	1.3	0.13

ASR – Age Standardized Incidence Rate per 100,000 population

Cum. Rate – Cumulative Rate (0-74 years) per 100 population

ICD 10 code & site	Male	Female
C09.0 Tonsillar fossa	19	4
C09.1 Tonsillar pillar	13	1
C09.8 Overlapping lesion of tonsil	3	2
C09.9 Tonsil, NOS	206	16
C10.0 Vallecula	92	8
C10.1 Anterior surface of epiglottis	19	3
C10.2 Lateral wall of oropharynx	1	0
C10.3 Posterior wall of oropharynx	6	0
C10.8 Overlapping lesion of oropharynx	4	0
C10.9 Oropharynx, NOS	84	7
C11.1 Posterior wall of nasopharynx	3	1
C11.2 Lateral wall of nasopharynx	1	0
C11.3 Anterior wall of nasopharynx	2	0
C11.8 Overlapping lesion of nasopharynx	1	0
C11.9 Nasopharynx, NOS	25	14
C12.9 Pyriform sinus	206	24
C13.0 Post cricoid region	40	28
C13.1 Aryepiglottic fold	33	3
C13.2 Posterior wall of hypopharynx	7	1
C13.8 Overlapping lesion of hypopharynx	4	3
C13.9 Laryngopharynx, Hypopharynx NOS	22	6
C14.0 Pharynx, NOS	145	26
C14.8 Overlapping lesion of lip, oral cavity, pharynx	14	2
<b>Total</b>	<b>950</b>	<b>149</b>

ICD O code and histology	Male	Female
8000 Neoplasm, malignant	61	15
8001 Tumour cells, malignant	2	0
8010 Carcinoma, NOS	56	21
8011 Epithelioma, malignant	1	0
8020 Carcinoma, undifferentiated, NOS	0	2
8032 Spindle cell carcinoma, NOS	10	4
8052 Papillary squamous cell carcinoma	1	0
8070 Squamous cell carcinoma, NOS	751	93
8071 Squamous cell carcinoma, keratinizing, NOS	29	1
8072 Squamous cell carcinoma, large cell, Non keratinizing	6	3
8073 Squamous cell carcinoma, small cell, Non keratinizing	1	0
8074 Squamous cell carcinoma, spindle cell	1	0
8076 Squamous cell carcinoma, microinvasive	12	4

ICD O code and histology		Male	Female
8082	Lymphoepithelial carcinoma	1	1
8083	Basaloid squamous cell carcinoma	5	0
8140	Adenocarcinoma, NOS	4	1
8200	Adenoid cystic carcinoma	4	1
8430	Mucoepidermoid carcinoma	1	2
8574	Adenocarcinoma with neuroendocrine differentiation	1	0
8720	Malignant melanoma, NOS (except juvenile melanoma)	1	0
8800	Sarcoma, NOS	0	1
8806	Desmoplastic small round cell tumour	1	0
8851	Liposarcoma, well differentiated	1	0
<b>Total</b>		<b>950</b>	<b>149</b>

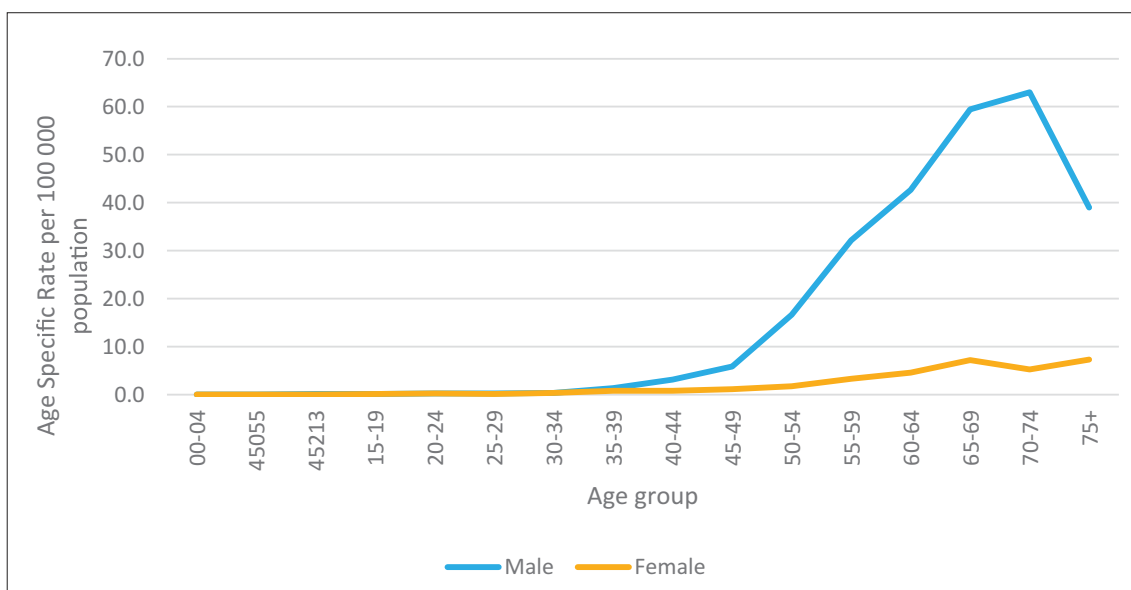


Figure 24: Age Specific Incidence Rate of Pharyngeal cancer in Sri Lanka, 2020

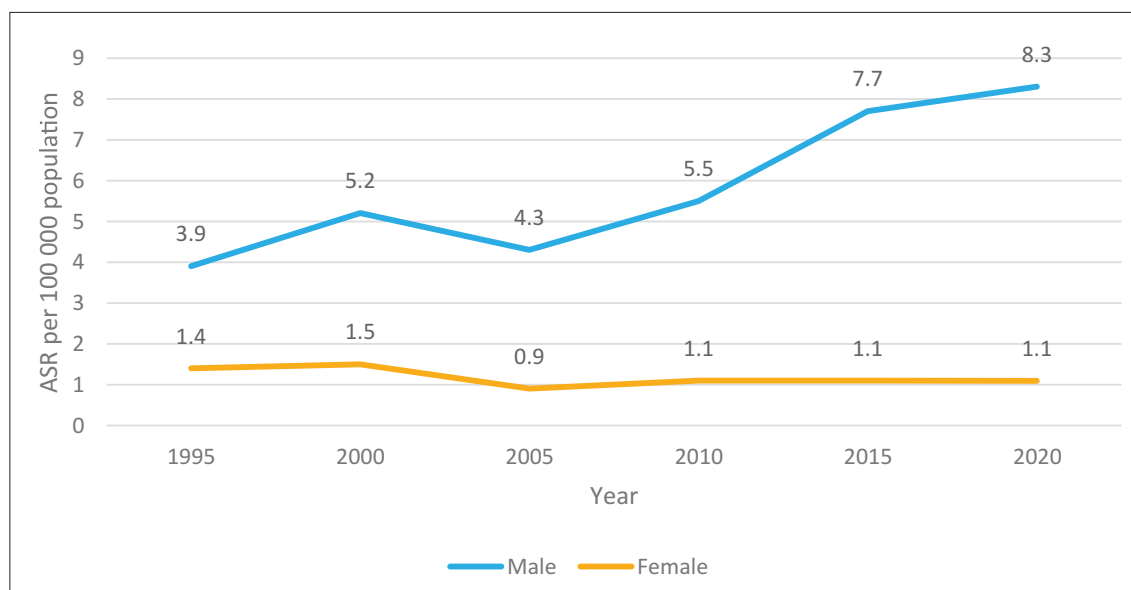


Figure 25: Age Standardized Incidence Rates of Pharyngeal cancer in Sri Lanka, 1995-2020

**Table 17: Oesophageal cancer incidence data in Sri Lanka, 2020**

Group	Number	%	ASR	Cum. Rate
Male	1340	7.8	11.8	1.57
Female	918	4.6	6.5	0.83

ASR – Age Standardized Incidence Rate per 100,000 population

Cum. Rate – Cumulative Rate (0-74 years) per 100 population

ICD 10 code & site	Male	Female
C15.0 Cervical esophagus	7	2
C15.1 Thoracic esophagus	7	3
C15.2 Abdominal esophagus	12	5
C15.3 Upper third of esophagus	31	20
C15.4 Middle third of esophagus	98	78
C15.5 Lower third of esophagus	288	195
C15.8 Overlapping lesion of esophagus	6	8
C15.9 Oesophagus, NOS	891	607
<b>Total</b>	<b>1340</b>	<b>918</b>

ICD O code and histology	Male	Female
8000 Neoplasm, malignant	88	51
8001 Tumour cells, malignant	5	0
8010 Carcinoma, NOS	97	67
8021 Carcinoma, anaplastic, NOS	1	0
8032 Spindle cell carcinoma, NOS	8	4
8041 Small cell carcinoma, NOS	1	0
8050 Papillary carcinoma, NOS	1	0
8052 Papillary squamous cell carcinoma	0	1
8070 Squamous cell carcinoma, NOS	819	687
8071 Squamous cell carcinoma, keratinizing, NOS	14	20
8072 Squamous cell carcinoma, large cell, nonkeratinizing	4	0
8073 Squamous cell carcinoma, small cell, nonkeratinizing	0	2
8075 Squamous cell carcinoma, adenoid	1	1
8076 Squamous cell carcinoma, microinvasive	9	8
8083 Basaloid squamous cell carcinoma	0	3
8140 Adenocarcinoma, NOS	263	61
8144 Adenocarcinoma, intestinal type	5	1
8211 Tubular adenocarcinoma	1	1
8246 Neuroendocrine carcinoma, NOS	4	3
8480 Mucinous adenocarcinoma	3	2
8490 Signet ring cell carcinoma	13	4
8550 Acinar cell carcinoma	0	1
8560 Adenosquamous carcinoma	2	1
8936 Gastrointestinal stromal sarcoma	1	0
<b>Total</b>	<b>1340</b>	<b>918</b>



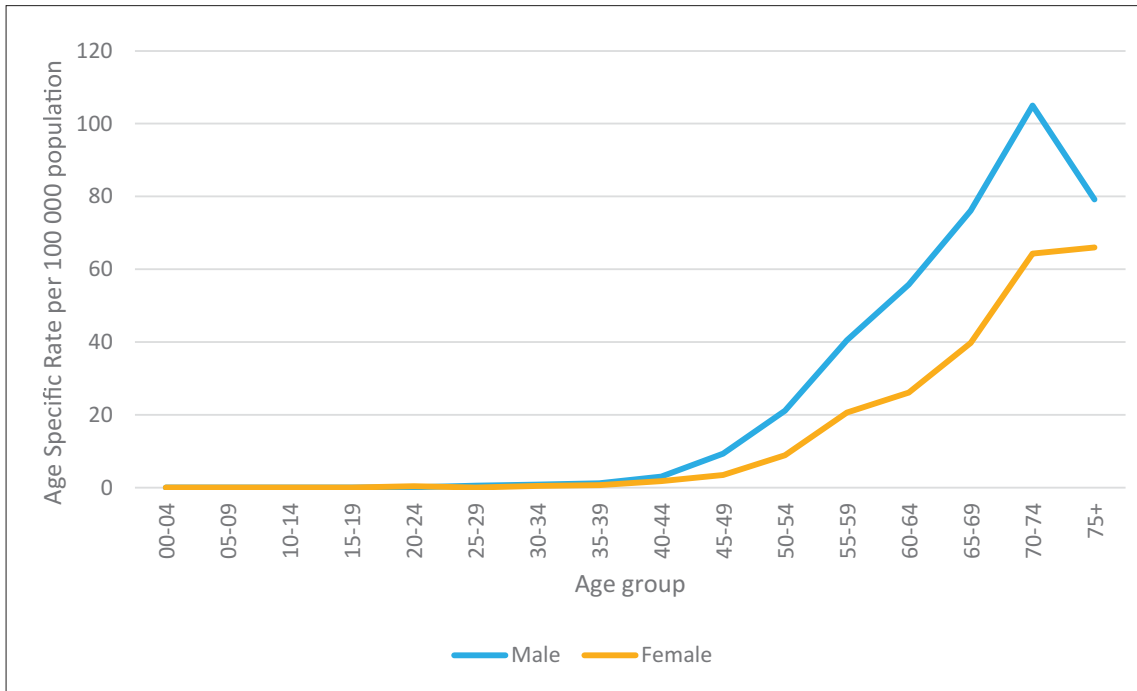


Figure 26: Age Specific Incidence Rates of Oesophageal cancer in Sri Lanka,2020

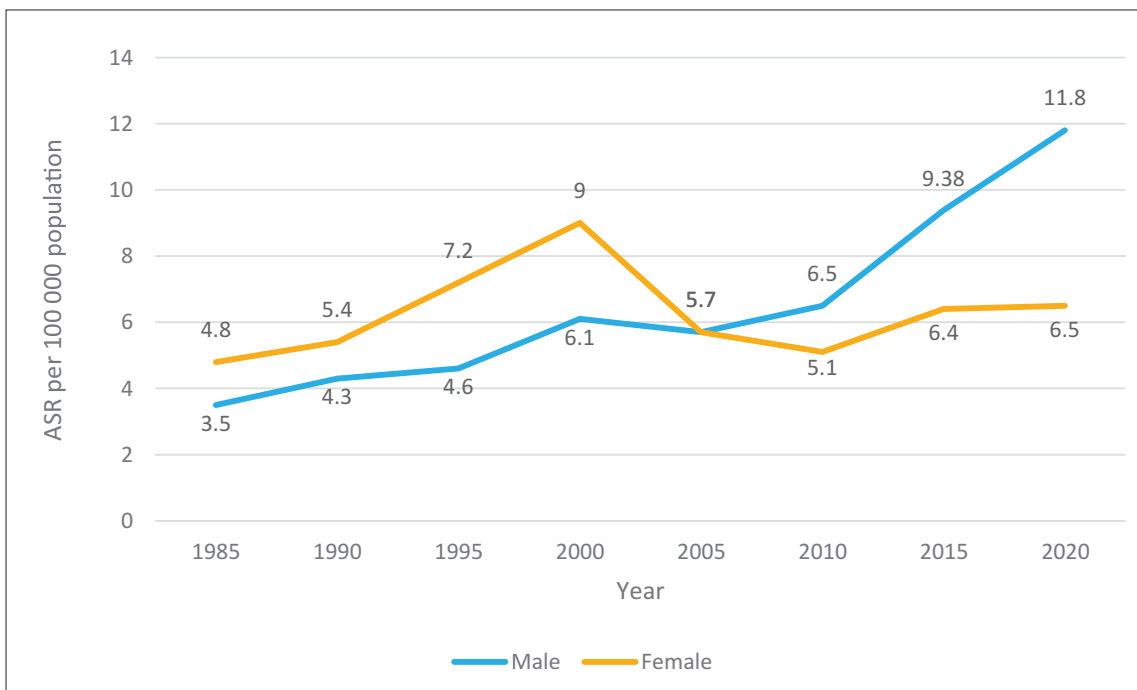


Figure 27: Age standardized Incidence Rates of Oesophageal cancer in Sri Lanka, 1985-2020

**Table 18: Stomach cancer incidence data in Sri Lanka, 2020**

Group	Number	%	ASR	Cum. Rate
Male	497	2.9	4.4	0.59
Female	229	1.2	1.7	0.23

ASR – Age Standardized Incidence Rate per 100,000 population

Cum. Rate – Cumulative Rate (0-74 years) per 100 population

ICD 10 code & site	Male	Female
C16.0 Cardia, NOS	154	51
C16.1 Fundus of stomach	9	5
C16.2 Body of stomach	13	9
C16.3 Gastric antrum	26	10
C16.4 Pylorus	31	21
C16.5 Lesser curvature of stomach, NOS	8	2
C16.6 Greater curvature of stomach, NOS	5	2
C16.8 Overlapping lesion of stomach	17	7
C16.9 Stomach, NOS	234	122
<b>Total</b>	<b>497</b>	<b>229</b>

ICD O code and histology	Male	Female
8000 Neoplasm, malignant	52	27
8001 Tumour cells, malignant	0	1
8004 Malignant tumour, spindle cell type	0	1
8010 Carcinoma, NOS	47	16
8015 Glassy cell carcinoma	0	1
8032 Spindle cell carcinoma, NOS	4	3
8034 Polygonal cell carcinoma	0	1
8050 Papillary carcinoma, NOS	0	1
8070 Squamous cell carcinoma, NOS	40	27
8071 Squamous cell carcinoma, keratinizing, NOS	1	3
8140 Adenocarcinoma, NOS	257	95
8142 Linitis plastica	0	1
8143 Superficial spreading adenocarcinoma	2	0
8144 Adenocarcinoma, intestinal type	23	15
8145 Carcinoma, diffuse type	3	0
8153 Gastrinoma, malignant	3	2
8211 Tubular adenocarcinoma	1	2
8243 Goblet cell carcinoid	1	0
8246 Neuroendocrine carcinoma, NOS	2	6
8260 Papillary adenocarcinoma, NOS	1	0
8323 Mixed cell adenocarcinoma	2	0
8430 Mucoepidermoid carcinoma	0	1
8480 Mucinous adenocarcinoma	7	5
8481 Mucin-producing adenocarcinoma	1	0
8490 Signet ring cell carcinoma	31	6
8560 Adenosquamous carcinoma	0	2
8801 Spindle cell sarcoma	1	0

ICD O code and histology		Male	Female
8890	Leiomyosarcoma, NOS	0	1
8936	Gastrointestinal stromal sarcoma	18	12
<b>Total</b>		<b>497</b>	<b>229</b>

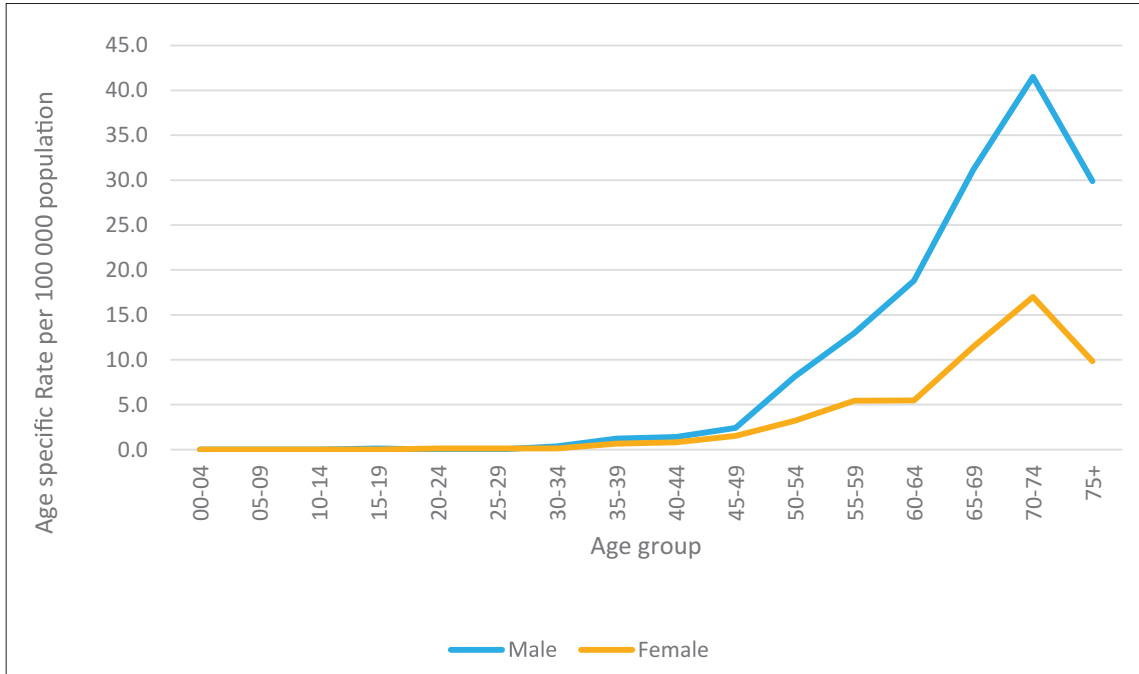


Figure 28: Age Specific Incidence Rates of Stomach cancer in Sri Lanka, 2020

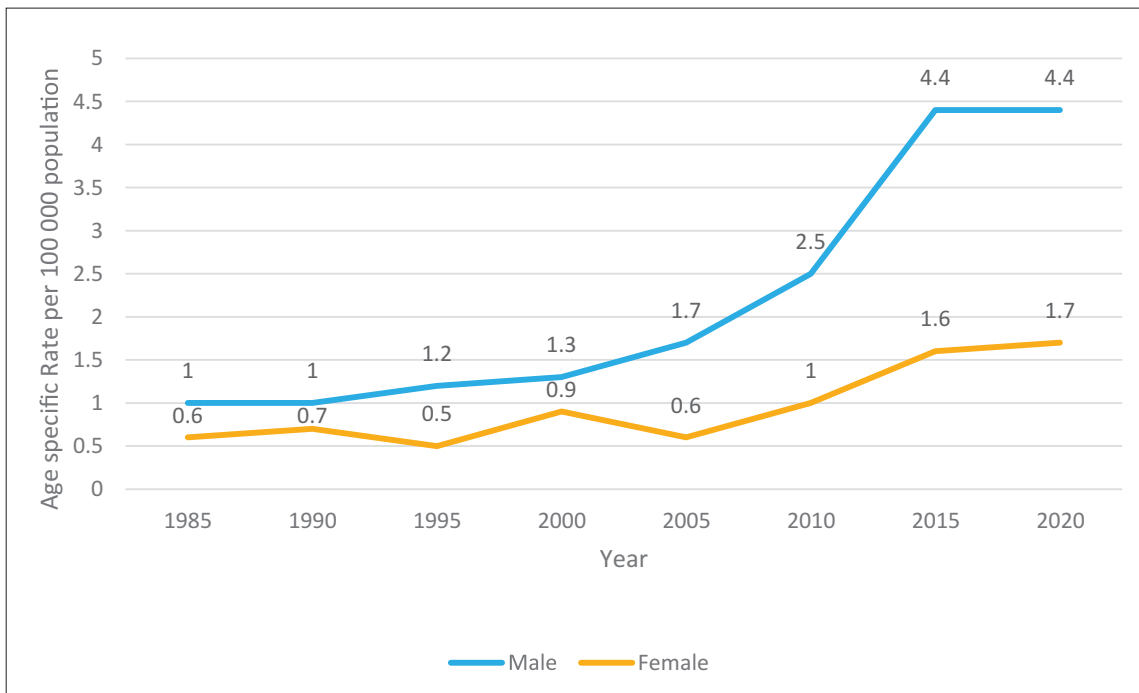


Figure 29: Age Standardized Incidence Rates of Stomach cancer in Sri Lanka, 1985-2020

**Table 19: Colon and Rectal cancer incidence data in Sri Lanka, 2020**

Group	Number	%	ASR	Cum.rate
Male	1604	9.4	14.2	1.83
Female	1672	8.3	12.3	1.60

ASR – Age Standardized Incidence Rate per 100,000 population

Cum. Rate – Cumulative Rate (0-74 years) per 100 population

ICD 10 code & site	Male	Female
C18.0 Cecum	66	54
C18.1 Appendix	24	46
C18.2 Ascending colon	52	56
C18.3 Hepatic flexure of colon	21	19
C18.4 Transverse colon	39	28
C18.5 Splenic flexure of colon	15	14
C18.6 Descending colon	27	31
C18.7 Sigmoid colon	283	308
C18.8 Overlapping lesion of colon	7	12
C18.9 Colon, NOS	212	263
C19.9 Rectosigmoid junction	142	174
C20.9 Rectum, NOS	716	667
<b>Total</b>	<b>1604</b>	<b>1672</b>

ICD O code and histology	Male	Female
8000 Neoplasm, malignant	121	119
8001 Tumour cells, malignant	0	1
8002 Malignant tumour, small cell type	0	2
8004 Malignant tumour, spindle cell type	2	0
8005 Malignant tumour, clear cell type	0	1
8010 Carcinoma, NOS	67	80
8020 Carcinoma, undifferentiated, NOS	0	1
8021 Carcinoma, anaplastic, NOS	0	1
8022 Pleomorphic carcinoma	0	1
8032 Spindle cell carcinoma, NOS	2	0
8050 Papillary carcinoma, NOS	1	0
8070 Squamous cell carcinoma, NOS	23	32
8071 Squamous cell carcinoma, keratinizing, NOS	0	1
8123 Basaloid carcinoma	1	1
8140 Adenocarcinoma, NOS	1227	1280
8143 Superficial spreading adenocarcinoma	0	1
8144 Adenocarcinoma, intestinal type	41	41
8190 Trabecular adenocarcinoma	0	1
8200 Adenoid cystic carcinoma	1	1
8210 Adenocarcinoma in adenomatous polyp	1	1
8211 Tubular adenocarcinoma	5	4
8220 Adenocarcinoma in adenomatous polyposis	0	1
8240 Carcinoid tumour, NOS	2	4
8243 Goblet cell carcinoid	0	1
8245 Adenocarcinoid tumour	1	1

ICD O code and histology	Male	Female
8246 Neuroendocrine carcinoma, NOS	11	20
8260 Papillary adenocarcinoma, NOS	0	1
8261 Adenocarcinoma in villous adenoma	0	1
8262 Villous adenocarcinoma	1	0
8263 Adenocarcinoma in tubulovillous adenoma	15	12
8310 Clear cell adenocarcinoma, NOS	0	1
8440 Cystadenocarcinoma, NOS	1	0
8480 Mucinous adenocarcinoma	55	47
8490 Signet ring cell carcinoma	16	7
8560 Adenosquamous carcinoma	2	2
8570 Adenocarcinoma with squamous metaplasia	0	1
8720 Malignant melanoma, NOS (except juvenile melanoma)	4	2
8800 Sarcoma, NOS	0	1
8804 Epithelioid sarcoma	1	0
8850 Liposarcoma, NOS	2	0
8936 Gastrointestinal stromal sarcoma	1	1
<b>Total</b>	<b>1604</b>	<b>1672</b>

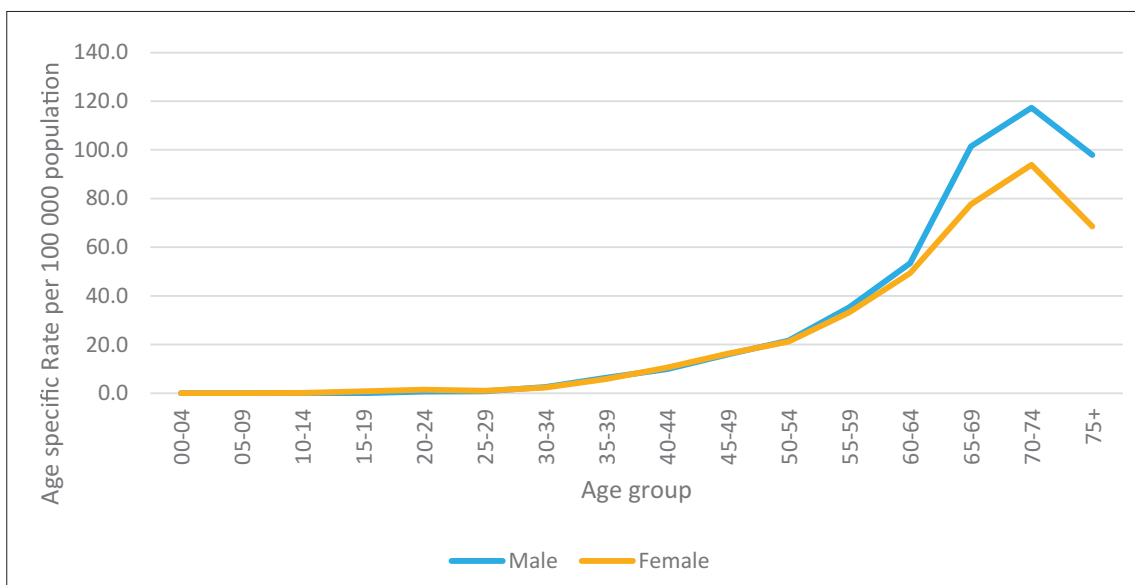


Figure 30: Age Specific Incidence Rates of Colon and Rectal cancer in Sri Lanka, 2020

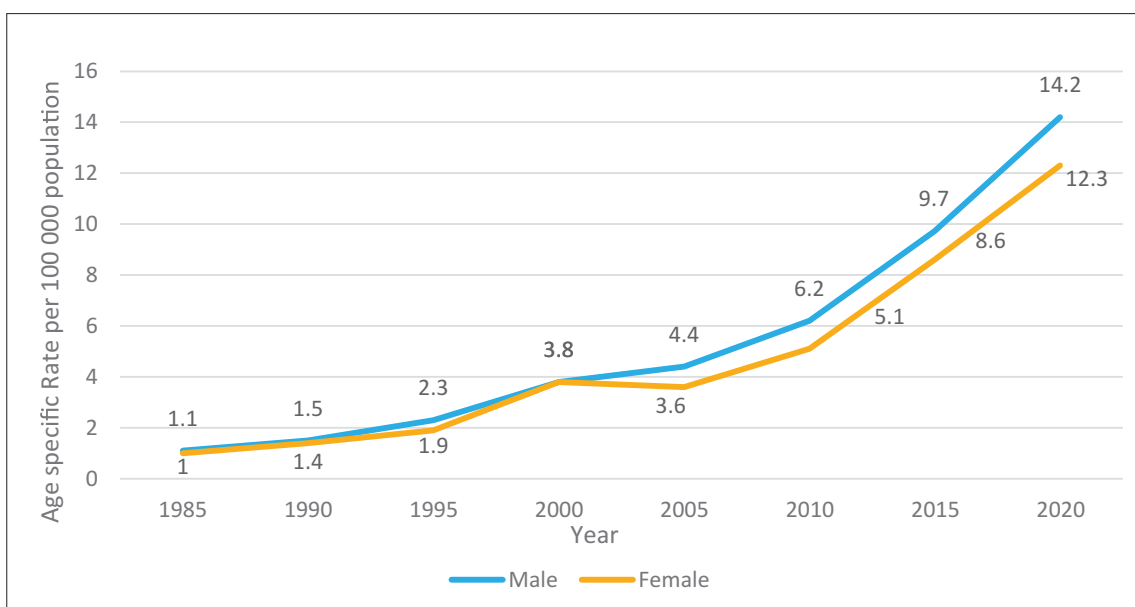


Figure 31: Age Standardized Incidence Rates of Colon and Rectal cancer in Sri Lanka, 1985-2020

**Table 20: Laryngeal cancer incidence data in Sri Lanka, 2020**

Group	Number	%	ASR	Cum. Rate
Male	698	4.1	6.2	0.85
Female	72	0.4	0.5	0.07

ASR – Age Standardized Incidence Rate per 100,000 population

Cum. Rate – Cumulative Rate (0-74 years) per 100 population

ICD 10 code & site	Male	Female
C32.0 Glottis	295	26
C32.1 Supraglottis	252	29
C32.2 Subglottis	18	3
C32.3 Laryngeal cartilage	23	4
C32.8 Overlapping lesion of larynx	2	1
C32.9 Larynx, NOS	108	9
<b>Total</b>	<b>698</b>	<b>72</b>

ICD O code and histology	Male	Female
8000 Neoplasm, malignant	32	5
8010 Carcinoma, NOS	21	5
8020 Carcinoma, undifferentiated, NOS	1	0
8032 Spindle cell carcinoma, NOS	4	1
8051 Verrucous carcinoma, NOS	2	0
8052 Papillary squamous cell carcinoma	1	0
8070 Squamous cell carcinoma, NOS	588	53
8071 Squamous cell carcinoma, keratinizing, NOS	22	6
8076 Squamous cell carcinoma, microinvasive	17	1
8083 Basaloid squamous cell carcinoma	1	1
8140 Adenocarcinoma, NOS	7	0
8200 Adenoid cystic carcinoma	1	0
8890 Leiomyosarcoma, NOS	1	0
<b>Total</b>	<b>698</b>	<b>72</b>

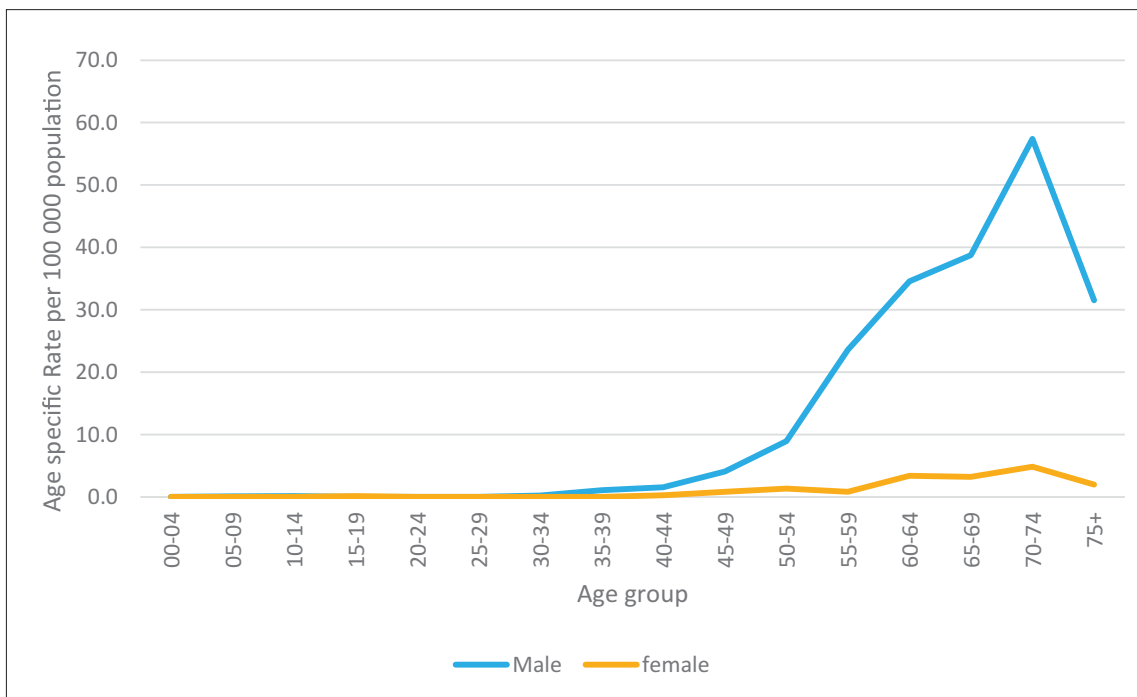


Figure 32: Age Specific Incidence Rates of Laryngeal cancer in Sri Lanka,2020

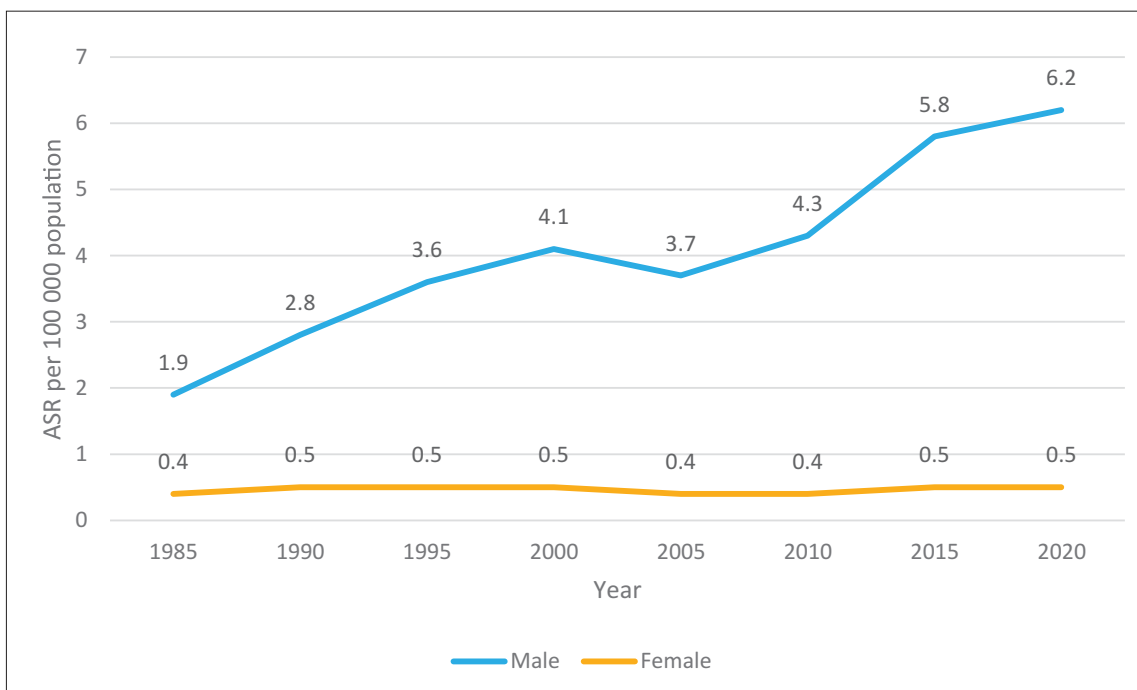


Figure 33: Age Standardized Incidence Rates of Laryngeal cancer in Sri Lanka,1985-2020



**Table 21: Trachea, Bronchus and Lung cancer incidence data in Sri Lanka,2020**

Group	Number	%	ASR	Cum. Rate
Male	1628	9.5	14.5	2.06
Female	627	3.2	4.6	0.59

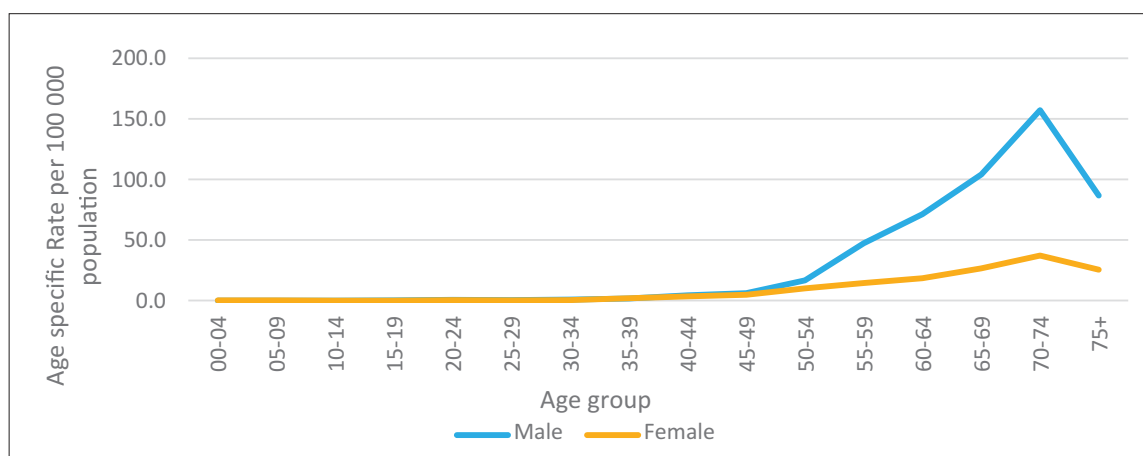
ASR – Age Standardized Incidence Rate per 100,000 population

Cum. Rate – Cumulative Rate (0-74 years) per 100 population

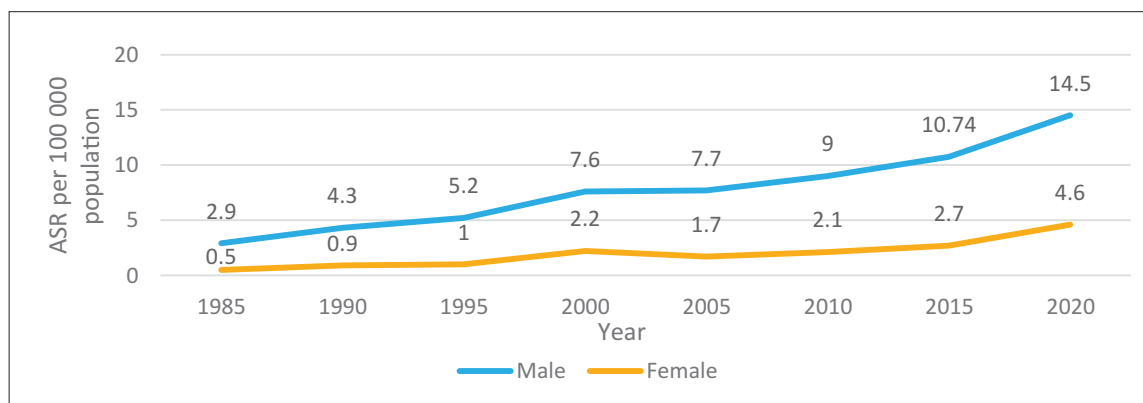
ICD 10 code & site	Male	Female
C33.9 Trachea	13	6
C34.0 Main bronchus	37	13
C34.1 Upper lobe, lung	228	44
C34.2 Middle lobe, lung	22	11
C34.3 Lower lobe, lung	69	44
C34.8 Overlapping lesion of lung	45	20
C34.9 Lung, NOS	1214	489
<b>Total</b>	<b>1628</b>	<b>627</b>

ICD O code and histology	Male	Female
8000 Neoplasm, malignant	227	114
8001 Tumour cells, malignant	5	1
8002 Malignant tumour, small cell type	3	0
8004 Malignant tumour, spindle cell type	1	2
8010 Carcinoma, NOS	196	62
8011 Epithelioma, malignant	1	0
8012 Large cell carcinoma, NOS	2	2
8022 Pleomorphic carcinoma	1	0
8031 Giant cell carcinoma	0	1
8032 Spindle cell carcinoma, NOS	3	1
8041 Small cell carcinoma, NOS	102	16
8046 Non-small cell carcinoma	302	96
8050 Papillary carcinoma, NOS	2	1
8070 Squamous cell carcinoma, NOS	253	47
8071 Squamous cell carcinoma, keratinizing, NOS	6	1
8072 Squamous cell carcinoma, large cell, nonkeratinizing	2	1
8073 Squamous cell carcinoma, small cell, nonkeratinizing	1	0
8076 Squamous cell carcinoma, microinvasive	1	0
8082 Lymphoepithelial carcinoma	0	1
8083 Basaloid squamous cell carcinoma	1	0
8140 Adenocarcinoma, NOS	455	227
8143 Superficial spreading adenocarcinoma	1	0
8200 Adenoid cystic carcinoma	2	5
8240 Carcinoid tumour, NOS	6	12
8246 Neuroendocrine carcinoma, NOS	4	1
8249 A typical carcinoid tumour	1	1
8250 Bronchiolo-alveolar adenocarcinoma, NOS	10	2

ICD O code and histology	Male	Female
8251 Alveolar adenocarcinoma	0	1
8252 Bronchiolo-alveolar carcinoma, non-mucinous	2	2
8260 Papillary adenocarcinoma, NOS	5	5
8323 Mixed cell adenocarcinoma	1	0
8430 Mucoepidermoid carcinoma	0	1
8480 Mucinous adenocarcinoma	17	11
8490 Signet ring cell carcinoma	0	1
8550 Acinar cell carcinoma	7	4
8560 Adenosquamous carcinoma	1	2
8800 Sarcoma, NOS	4	0
8801 Spindle cell sarcoma	0	1
8802 Giant cell sarcoma (except of bone)	1	1
8803 Small cell sarcoma	0	1
8805 Undifferentiated sarcoma	2	0
8850 Liposarcoma, NOS	0	1
8890 Leiomyosarcoma, NOS	0	1
8973 Pleuropulmonary blastoma	0	1
<b>Total</b>	<b>1628</b>	<b>627</b>



**Figure 34: Age Specific Incidence Rates of Trachea, Bronchus and Lung Cancer in Sri Lanka, 2020**



**Figure 35: Age Standardized Incidence Rates of Trachea, Bronchus and Lung Cancer in Sri Lanka, 1985 - 2020**

**Table 22: Skin cancer incidence data in Sri Lanka,2020**

Group	Number	%	ASR	Cum. Rate
Male	413	2.4	3.6	0.42
Female	340	1.7	2.4	0.26

ASR – Age Standardized Incidence Rate per 100,000 population

Cum. Rate – Cumulative Rate (0-74 years) per 100 population

ICD 10 code & site	Male	Female
C43.1 Malignant melanoma of eyelid, including canthus	1	0
C43.2 Malignant melanoma of the ear and external auricular canal	3	0
C43.3 Malignant melanoma of other and unspecified parts of face	1	4
C43.4 Malignant melanoma of the scalp and neck	3	0
C43.5 Malignant melanoma of the trunk	0	7
C43.6 Malignant melanoma of the upper limb, including shoulder	3	1
C43.7 Malignant melanoma of the upper limb, including hip	33	24
C43.9 Malignant melanoma of the skin, unspecified	7	16
C44.0 Skin of lip, NOS	9	5
C44.1 Eyelid	17	22
C44.2 External ear	16	15
C44.3 Skin, other & unspecified parts of the face	41	65
C44.4 Skin of scalp and neck	46	36
C44.5 Skin of trunk	43	32
C44.6 Skin of upper limb and shoulder	24	15
C44.7 Skin of lower limb and hip	126	57
C44.8 Overlapping lesion of the skin	1	2
C44.9 Skin, NOS	39	39
<b>Total</b>	<b>413</b>	<b>340</b>

ICD O code and histology	Male	Female
8000 Neoplasm, malignant	11	10
8001 Tumour cells, malignant	1	0
8004 Malignant tumour, spindle cell type	1	1
8010 Carcinoma, NOS	8	11
8022 Pleomorphic carcinoma	1	0
8031 Giant cell carcinoma	0	1
8032 Spindle cell carcinoma, NOS	9	5
8035 Carcinoma with osteoclast-like giant cells	0	1
8051 Verrucous carcinoma, NOS	6	2
8070 Squamous cell carcinoma, NOS	215	113
8071 Squamous cell carcinoma, keratinizing, NOS	9	7
8072 Squamous cell carcinoma, large cell, nonkeratinizing	0	2
8074 Squamous cell carcinoma, spindle cell	1	0
8076 Squamous cell carcinoma, microinvasive	0	1
8082 Lymphoepithelial carcinoma	0	1
8083 Basaloid squamous cell carcinoma	0	5
8090 Basal cell carcinoma, NOS	49	70
8092 Infiltrating basal cell carcinoma, NOS	0	1

ICD O code and histology	Male	Female
8094 Basosquamous carcinoma	3	2
8097 Basal cell carcinoma, nodular	13	19
8098 Adenoid basal carcinoma	2	0
8140 Adenocarcinoma, NOS	9	7
8147 Basal cell adenocarcinoma	0	1
8200 Adenoid cystic carcinoma	1	2
8247 Merkel cell carcinoma	2	0
8260 Papillary adenocarcinoma, NOS	1	0
8390 Skin appendage carcinoma	1	2
8401 Apocrine adenocarcinoma	0	2
8402 Nodular hidradenoma, malignant	1	0
8407 Sclerosing sweat duct carcinoma	1	0
8408 Eccrine papillary adenocarcinoma	1	0
8410 Sebaceous adenocarcinoma	6	10
8430 Mucoepidermoid carcinoma	0	1
8481 Mucin-producing adenocarcinoma	1	0
8574 Adenocarcinoma with neuroendocrine differentiation	0	1
8720 Malignant melanoma, NOS (except juvenile melanoma)	40	42
8721 Nodular melanoma	3	2
8723 Malignant melanoma, regressing	1	0
8730 Amelanotic melanoma	1	1
8742 Lentigo maligna melanoma	1	1
8743 Superficial spreading melanoma	1	0
8744 Acral lentiginous melanoma, malignant	3	3
8746 Mucosal lentiginous melanoma	0	1
8772 Spindle cell melanoma, NOS	1	2
8832 Dermatofibrosarcoma, NOS	9	8
8833 Pigmented dermatofibrosarcoma protuberans	0	2
<b>Total</b>	<b>413</b>	<b>340</b>

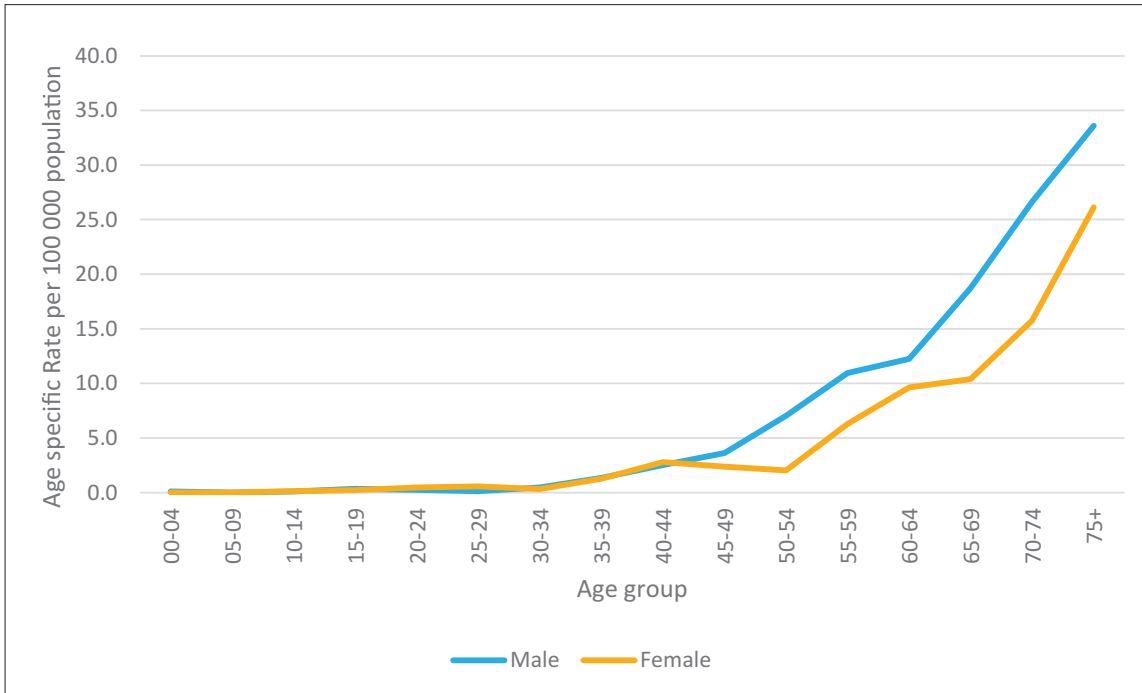


Figure 36: Age Specific Incidence Rates of Skin cancer in Sri Lanka, 2020

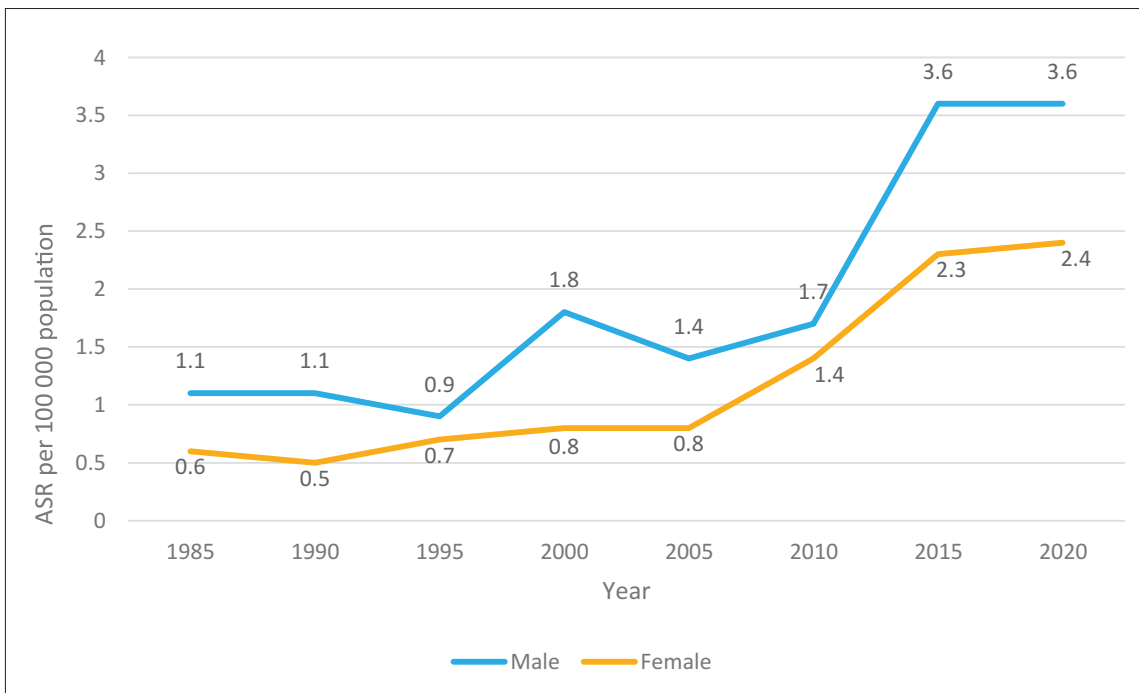


Figure 37: Age Standardized Incidence Rates of Skin cancer in Sri Lanka, 1985 - 2020

**Table 23: Breast cancer incidence data in Sri Lanka,2020**

Group	Number	%	ASR	Cum. Rate
Male	140	0.8	1.2	0.16
Female	5189	26.1	38.8	4.60

ASR – Age Standardized Incidence Rate per 100,000 population

Cum. Rate – Cumulative Rate (0-74 years) per 100 population

ICD 10 code & site	Male	Female
C50.0 Nipple	3	35
C50.1 Central portion of breast	1	51
C50.2 Upper-inner quadrant of breast	1	82
C50.3 Lower-inner quadrant of breast	1	44
C50.4 Upper-outer quadrant of breast	1	192
C50.5 Lower-outer quadrant of breast	0	60
C50.6 Axillary tail of breast	5	100
C50.8 Overlapping lesion of breast	12	203
C50.9 Breast, NOS	123	4415
<b>Total</b>	<b>140</b>	<b>5189</b>

ICD O code and histology	Male	Female
8000 Neoplasm, malignant	17	492
8001 Tumour cells, malignant	0	18
8002 Malignant tumour, small cell type	0	1
8010 Carcinoma, NOS	36	1981
8015 Glassy cell carcinoma	0	1
8020 Carcinoma, undifferentiated, NOS	0	1
8022 Pleomorphic carcinoma	0	3
8031 Giant cell carcinoma	0	1
8032 Spindle cell carcinoma, NOS	0	2
8050 Papillary carcinoma, NOS	0	47
8051 Verrucous carcinoma, NOS	1	0
8070 Squamous cell carcinoma, NOS	10	42
8076 Squamous cell carcinoma, microinvasive	1	18
8082 Lymphoepithelial carcinoma	0	2
8140 Adenocarcinoma, NOS	4	93
8200 Adenoid cystic carcinoma	0	2
8201 Cribriform carcinoma, NOS	0	5
8211 Tubular adenocarcinoma	1	3
8230 Solid carcinoma, NOS	0	2
8260 Papillary adenocarcinoma, NOS	4	12
8263 Adenocarcinoma in tubulovillous adenoma	0	1
8315 Glycogen-rich carcinoma	1	0
8323 Mixed cell adenocarcinoma	0	1
8440 Cystadenocarcinoma, NOS	0	1
8480 Mucinous adenocarcinoma	2	55
8490 Signet ring cell carcinoma	0	1

ICD O code and histology	Male	Female
8500 Infiltrating duct carcinoma, NOS	52	1970
8501 Comedocarcinoma, NOS	0	3
8502 Secretory carcinoma of breast	0	4
8503 Intraductal papillary adenocarcinoma with invasive	1	50
8504 Intracystic carcinoma, NOS	0	3
8510 Medullary carcinoma, NOS	0	14
8514 Duct carcinoma, desmoplastic type	4	59
8520 Lobular carcinoma, NOS	2	133
8521 Infiltrating ductular carcinoma	0	102
8522 Infiltrating duct and lobular carcinoma	0	7
8523 Infiltrating duct mixed with other types of carcinoma	1	2
8530 Inflammatory carcinoma	0	1
8540 Paget disease, mammary	0	14
8541 Paget disease and infiltrating duct carcinoma of breast	1	1
8543 Paget disease and intraductal carcinoma of breast	0	5
8562 Epithelial-myoepithelial carcinoma	0	1
8575 Metaplastic carcinoma, NOS	0	12
8800 Sarcoma, NOS	0	3
8806 Desmoplastic small round cell tumour	1	0
8814 Infantile fibrosarcoma	0	1
8850 Liposarcoma, NOS	1	0
8894 Angiomyosarcoma	0	1
8940 Mixed tumour, malignant, NOS	0	1
8980 Carcinosarcoma, NOS	0	1
9020 Phyllodes tumour, malignant	0	16
<b>Total</b>	<b>140</b>	<b>5189</b>

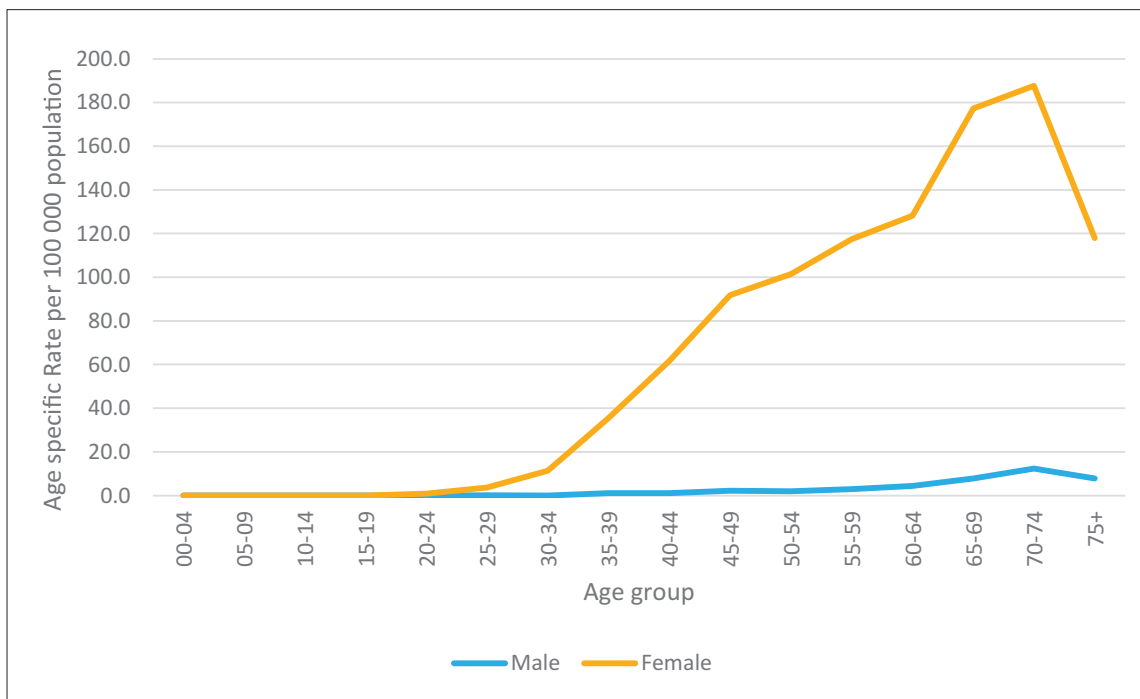


Figure 38: Age Specific Incidence Rates of Breast cancer in Sri Lanka, 2020

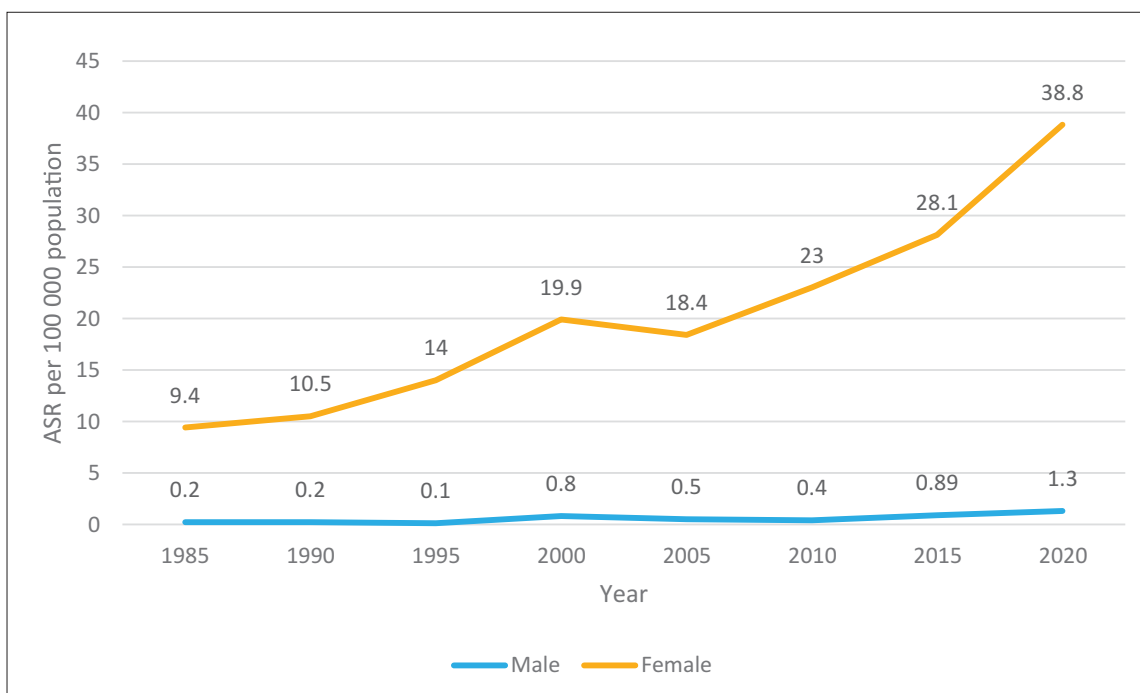


Figure 39: Age Standardized Incidence Rates of Breast cancer in Sri Lanka, 1985-2020



**Table 24: Cervix Uteri cancer incidence data in Sri Lanka,2020**

Group	Number	%	ASR	Cum. Rate
Female	1214	6.1	9	1.12

ASR – Age Standardized Incidence Rate per 100,000 population

Cum. Rate – Cumulative Rate (0-74 years) per 100 population

ICD 10 code & site	Female
C53.0 Endocervix	36
C53.1 Exocervix	13
C53.8 Overlapping lesion of cervix uteri	20
C53.9 Cervix uteri	1145
<b>Total</b>	<b>1214</b>

ICD 10 code & site	Female
8000 Neoplasm, malignant	72
8010 Carcinoma, NOS	111
8015 Glassy cell carcinoma	1
8022 Pleomorphic carcinoma	1
8032 Spindle cell carcinoma, NOS	13
8050 Papillary carcinoma, NOS	3
8051 Verrucous carcinoma, NOS	1
8070 Squamous cell carcinoma, NOS	573
8071 Squamous cell carcinoma, keratinizing, NOS	130
8072 Squamous cell carcinoma, large cell, non keratinizing	129
8073 Squamous cell carcinoma, small cell, non keratinizing	8
8075 Squamous cell carcinoma, adenoid	1
8076 Squamous cell carcinoma, microinvasive	15
8082 Lymphoepithelial carcinoma	1
8084 Squamous cell carcinoma, clear cell type	1
8098 Adenoid basal carcinoma	4
8120 Transitional cell carcinoma, NOS	1
8123 Basaloid carcinoma	1
8140 Adenocarcinoma, NOS	86
8147 Basal cell adenocarcinoma	1
8200 Adenoid cystic carcinoma	1
8260 Papillary adenocarcinoma, NOS	5
8262 Villous adenocarcinoma	1
8310 Clear cell adenocarcinoma, NOS	3
8380 Endometrioid adenocarcinoma, NOS	20
8384 Adenocarcinoma, endocervical type	2
8480 Mucinous adenocarcinoma	6
8510 Medullary carcinoma, NOS	1
8560 Adenosquamous carcinoma	8
8575 Metaplastic carcinoma, NOS	1
8800 Sarcoma, NOS	2
8890 Leiomyosarcoma, NOS	1
8900 Rhabdomyosarcoma, NOS	1

ICD 10 code & site		Female
8935	Stromal sarcoma, NOS	1
8950	Mullerian mixed tumour	1
8980	Carcinosarcoma, NOS	3
<b>Total</b>		<b>1214</b>

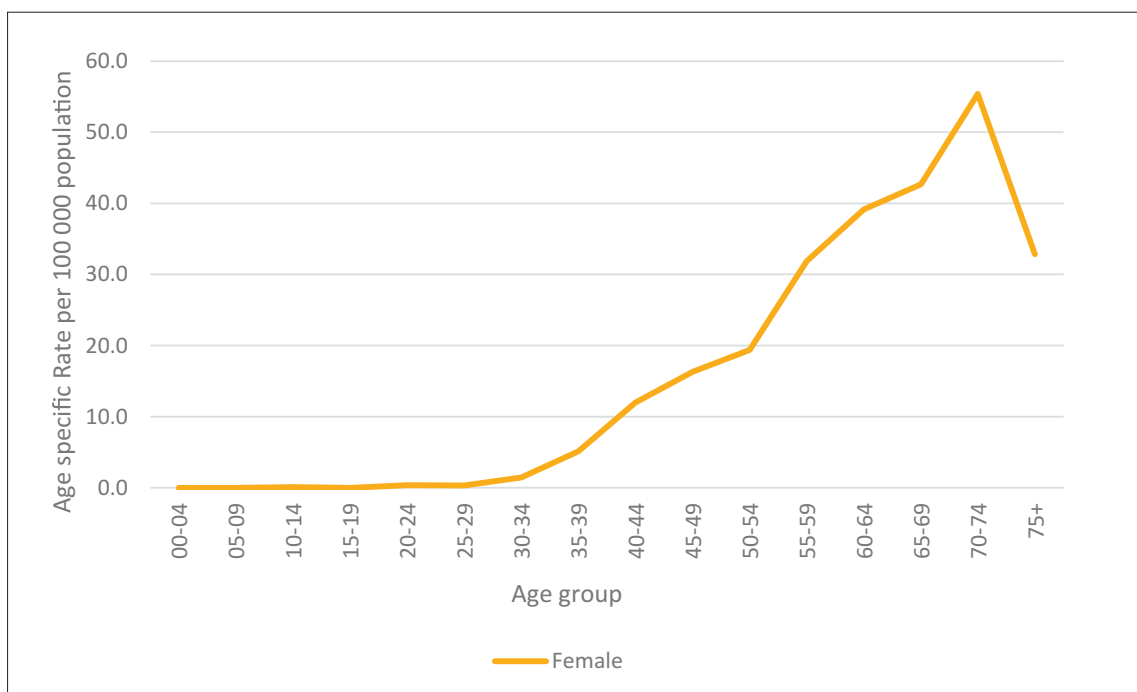


Figure 40: Age Specific Incidence Rates of Cervical cancer in Sri Lanka, 2020

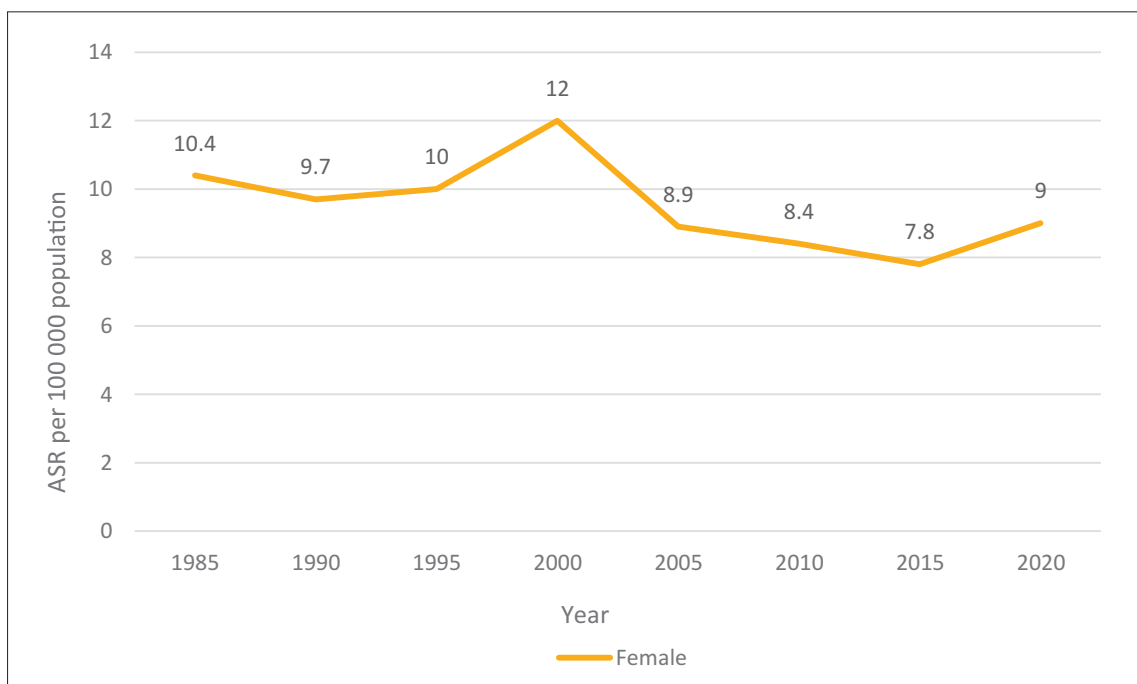


Figure 41: Age Standardized Incidence Rates of Cervical cancer in Sri Lanka, 1985-2020

**Table 25: Uterine cancer incidence data in Sri Lanka, 2020**

Group	Number	%	ASR	Cum. Rate
Female	1283	6.4	9.6	1.30

ASR – Age Standardized Incidence Rate per 100,000 population

Cum. Rate – Cumulative Rate (0-74 years) per 100 population

ICD 10 code & site	Female
C54.0 Isthmus uteri	4
C54.1 Endometrium	849
C54.2 Myometrium	4
C54.3 Fundus uteri	2
C54.8 Overlapping lesion of corpus uteri	7
C54.9 Corpus uteri	17
C55.9 Uterus, NOS	401
<b>Total</b>	<b>1283</b>

ICD 10 code & site	Female
8000 Neoplasm, malignant	88
8001 Tumour cells, malignant	1
8002 Malignant tumour, small cell type	1
8003 Malignant tumour, giant cell type	1
8005 Malignant tumour, clear cell type	1
8010 Carcinoma, NOS	67
8011 Epithelioma, malignant	1
8022 Pleomorphic carcinoma	1
8032 Spindle cell carcinoma, NOS	3
8041 Small cell carcinoma, NOS	1
8050 Papillary carcinoma, NOS	2
8070 Squamous cell carcinoma, NOS	44
8071 Squamous cell carcinoma, keratinizing, NOS	10
8072 Squamous cell carcinoma, large cell, non keratinizing	4
8073 Squamous cell carcinoma, small cell, non keratinizing	1
8076 Squamous cell carcinoma, microinvasive	1
8140 Adenocarcinoma, NOS	203
8141 Scirrhus adenocarcinoma	1
8260 Papillary adenocarcinoma, NOS	6
8310 Clear cell adenocarcinoma, NOS	9
8380 Endometrioid adenocarcinoma, NOS	700
8381 Endometrioid adenofibroma, malignant	2
8382 Endometrioid adenocarcinoma, secretory variant	8
8383 Endometrioid adenocarcinoma, ciliated cell variant	1
8384 Adenocarcinoma, endocervical type	3
8440 Cystadenocarcinoma, NOS	1
8480 Mucinous adenocarcinoma	5
8800 Sarcoma, NOS	11
8806 Desmoplastic small round cell tumour	1
8811 Fibromyxosarcoma	1

ICD 10 code & site	Female
8890 Leiomyosarcoma, NOS	39
8894 Angiomyosarcoma	1
8930 Endometrial stromal sarcoma, NOS	6
8931 Endometrial stromal sarcoma, low grade	6
8934 Carcinofibroma	1
8935 Stromal sarcoma, NOS	6
8950 Mullerian mixed tumour	12
8980 Carcinosarcoma, NOS	28
8982 Malignant myoepithelioma	1
9100 Choriocarcinoma, NOS	4
9105 Trophoblastic tumour, epithelioid	1
<b>Total</b>	<b>1283</b>

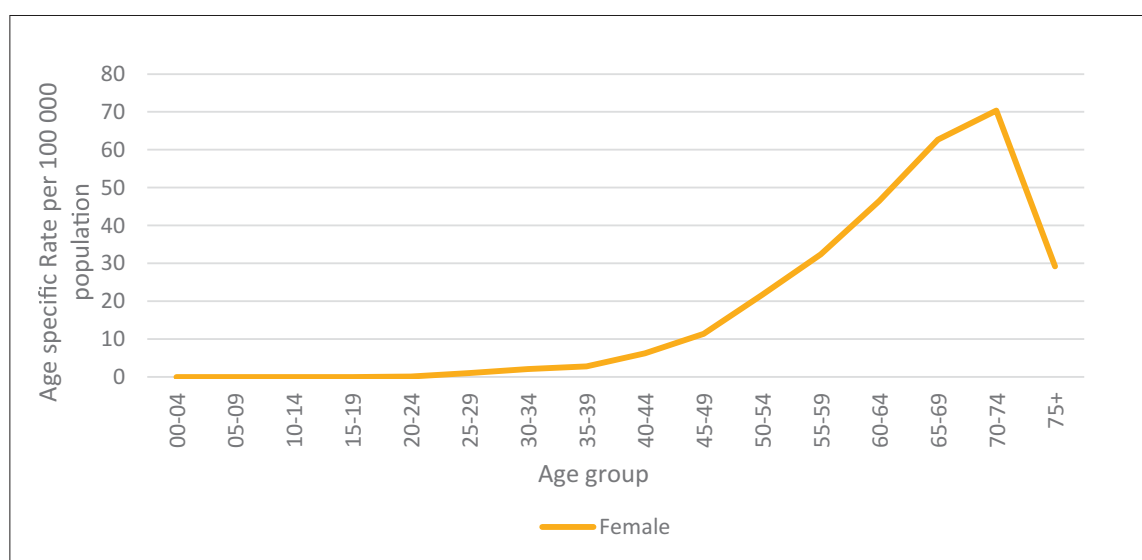


Figure 42: Age Specific Incidence Rates of Uterine cancer in Sri Lanka, 2020

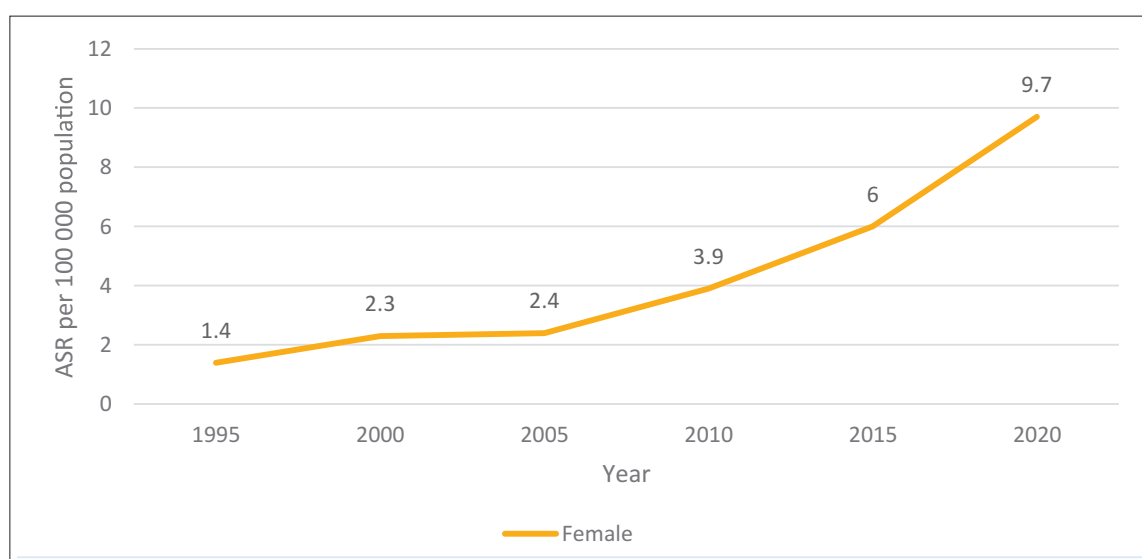


Figure 43: Age Standardized Incidence Rates of Uterine cancer in Sri Lanka, 1985-2020

**Table 26: Ovarian cancer incidence in Sri Lanka, 2020**

Group	Number	%	ASR	Cum. Rate
Female	1267	6.3	9.7	1.14

ASR – Age Standardized Incidence Rate per 100,000 population  
 Cum. Rate – Cumulative Rate (0-74 years) per 100 population

ICD 10 code & site	Female
C56.9 Ovary	1267
<b>Total</b>	<b>1267</b>

ICD 10 code & site	Female
8000 Neoplasm, malignant	177
8001 Tumour cells, malignant	4
8002 Malignant tumour, small cell type	3
8005 Malignant tumour, clear cell type	3
8010 Carcinoma, NOS	164
8011 Epithelioma, malignant	1
8015 Glassy cell carcinoma	1
8032 Spindle cell carcinoma, NOS	4
8034 Polygonal cell carcinoma	1
8050 Papillary carcinoma, NOS	10
8052 Papillary squamous cell carcinoma	1
8070 Squamous cell carcinoma, NOS	18
8140 Adenocarcinoma, NOS	126
8246 Neuroendocrine carcinoma, NOS	2
8251 Alveolar adenocarcinoma	1
8260 Papillary adenocarcinoma, NOS	20
8310 Clear cell adenocarcinoma, NOS	30
8320 Granular cell carcinoma	8
8380 Endometrioid adenocarcinoma, NOS	54
8381 Endometrioid adenofibroma, malignant	1
8384 Adenocarcinoma, endocervical type	1
8430 Mucoepidermoid carcinoma	1
8440 Cystadenocarcinoma, NOS	3
8441 Serous cystadenocarcinoma, NOS	301
8450 Papillary cystadenocarcinoma, NOS	8
8460 Papillary serous cystadenocarcinoma	83
8461 Serous surface papillary carcinoma	9
8470 Mucinous cystadenocarcinoma, NOS	56
8471 Papillary mucinous cystadenocarcinoma	4
8480 Mucinous adenocarcinoma	45
8481 Mucin-producing adenocarcinoma	1
8490 Signet ring cell carcinoma	3
8550 Acinar cell carcinoma	1
8560 Adenosquamous carcinoma	2
8620 Granulosa cell tumour, malignant	22

ICD 10 code & site	Female
8631 Sertoli-Leydig cell tumour, poorly differentiate	1
8634 Sertoli-Leydig cell, poorly differentiate with heterologous elements	1
8640 Sertoli cell carcinoma	2
8670 Steroid cell tumour, malignant	1
8800 Sarcoma, NOS	2
8890 Leiomyosarcoma, NOS	2
8933 Adenosarcoma	1
8935 Stromal sarcoma, NOS	1
8950 Mullerian mixed tumour	4
8980 Carcinosarcoma, NOS	2
9000 Brenner tumour, malignant	3
9014 Serous adenocarcinofibroma	7
9060 Dysgerminoma	20
9064 Germinoma	1
9065 Germ cell tumour, nonseminomatous	2
9071 Yolk sac tumour	4
9080 Teratoma, malignant, NOS	28
9081 Teratocarcinoma	3
9085 Mixed germ cell tumour	8
9090 Struma ovarii, malignant	1
9100 Choriocarcinoma, NOS	2
9105 Trophoblastic tumour, epithelioid	1
9580 Granular cell tumour, malignant	1
<b>Total</b>	<b>1267</b>

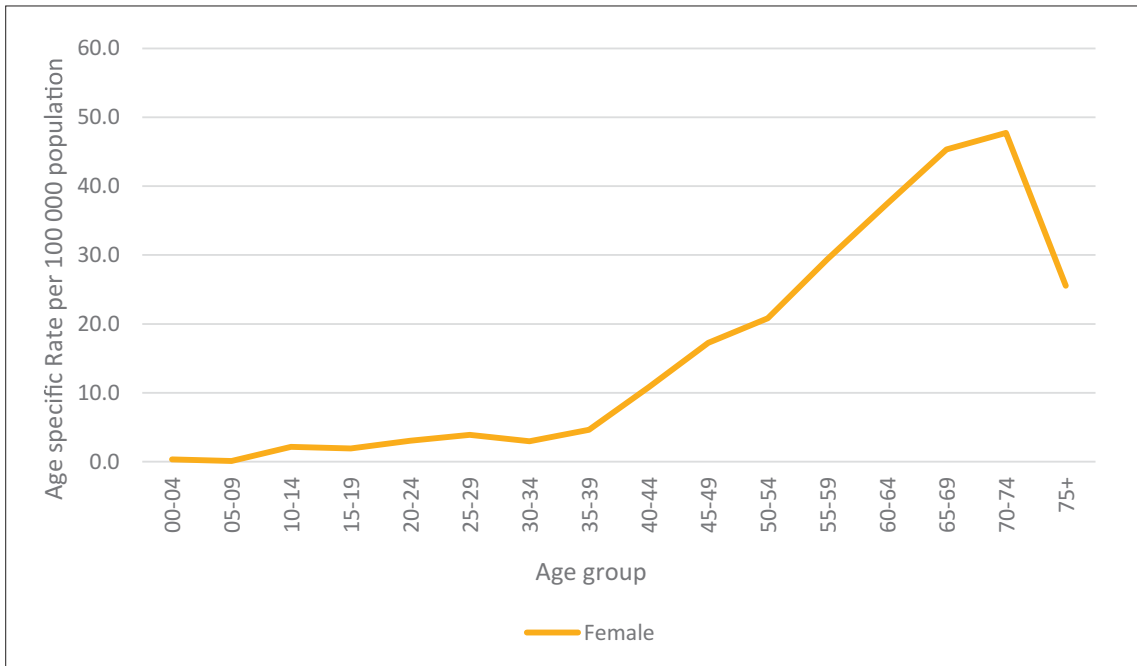


Figure 44: Age Specific Incidence Rates of Ovarian cancer in Sri Lanka, 2020

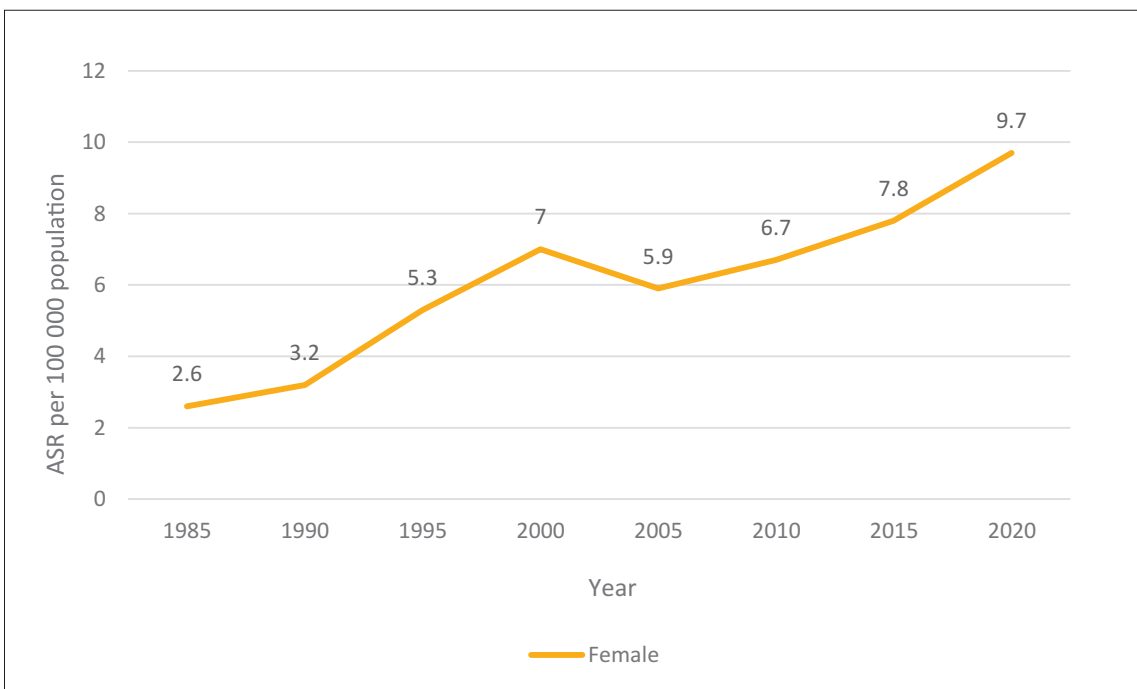


Figure 45: Age Standardized Incidence Rates of Ovarian cancer in Sri Lanka, 1985-2020

**Table 27: Prostate cancer incidence data in Sri Lanka, 2020**

Group	Number	%	ASR	Cum. rate
Male	1291	7.6	11.8	1.59

ASR – Age Standardized Incidence Rate per 100,000 population

Cum. Rate – Cumulative Rate (0-74 years) per 100 population

ICD 10 code & site	Male
C61.9 Prostate gland	1291
<b>Total</b>	<b>1291</b>

ICD 10 code & site	Female
8000 Neoplasm, malignant	159
8001 Tumour cells, malignant	1
8010 Carcinoma, NOS	117
8011 Epithelioma, malignant	1
8015 Glassy cell carcinoma	1
8045 Combined small cell carcinoma	1
8070 Squamous cell carcinoma, NOS	16
8075 Squamous cell carcinoma, adenoid	1
8084 Squamous cell carcinoma, clear cell type	1
8120 Transitional cell carcinoma, NOS	11
8130 Papillary transitional cell carcinoma	3
8140 Adenocarcinoma, NOS	544
8147 Basal cell adenocarcinoma	1
8210 Adenocarcinoma in adenomatous polyp	1
8430 Mucoepidermoid carcinoma	1
8480 Mucinous adenocarcinoma	1
8490 Signet ring cell carcinoma	2
8500 Infiltrating duct carcinoma, NOS	7
8550 Acinar cell carcinoma	372
8551 Acinar cell cystadenocarcinoma	45
8560 Adenosquamous carcinoma	3
8800 Sarcoma, NOS	1
8980 Carcinosarcoma, NOS	1
<b>Total</b>	<b>1291</b>



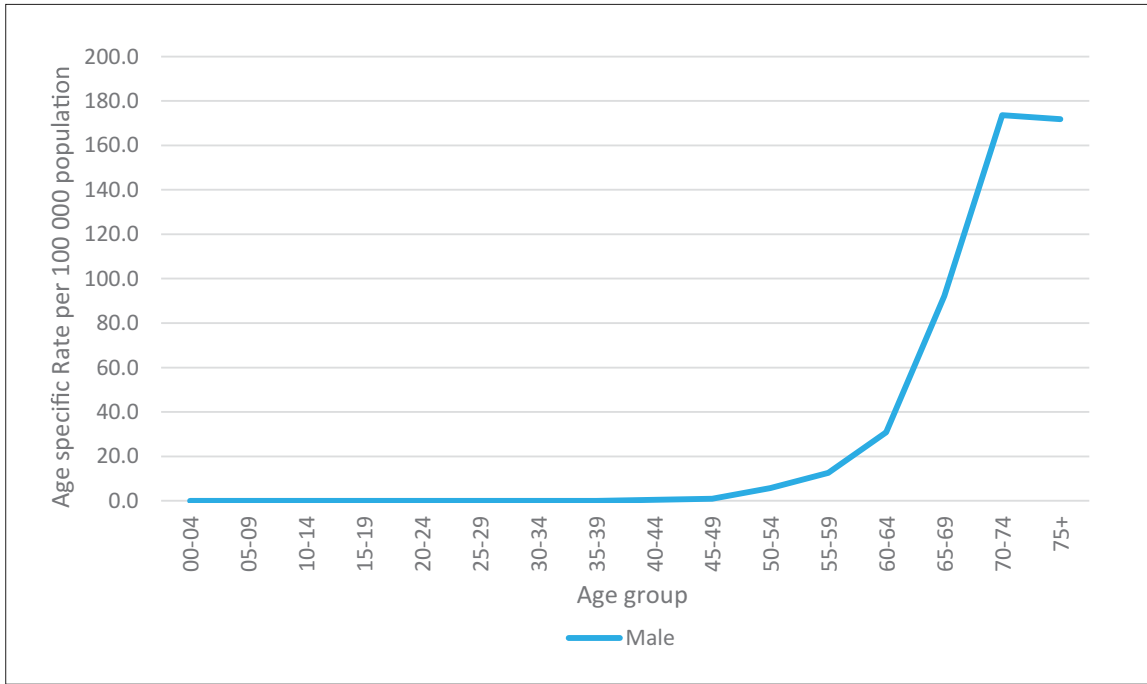


Figure 46: Age Specific Incidence Rates of Prostate cancer in Sri Lanka,2020

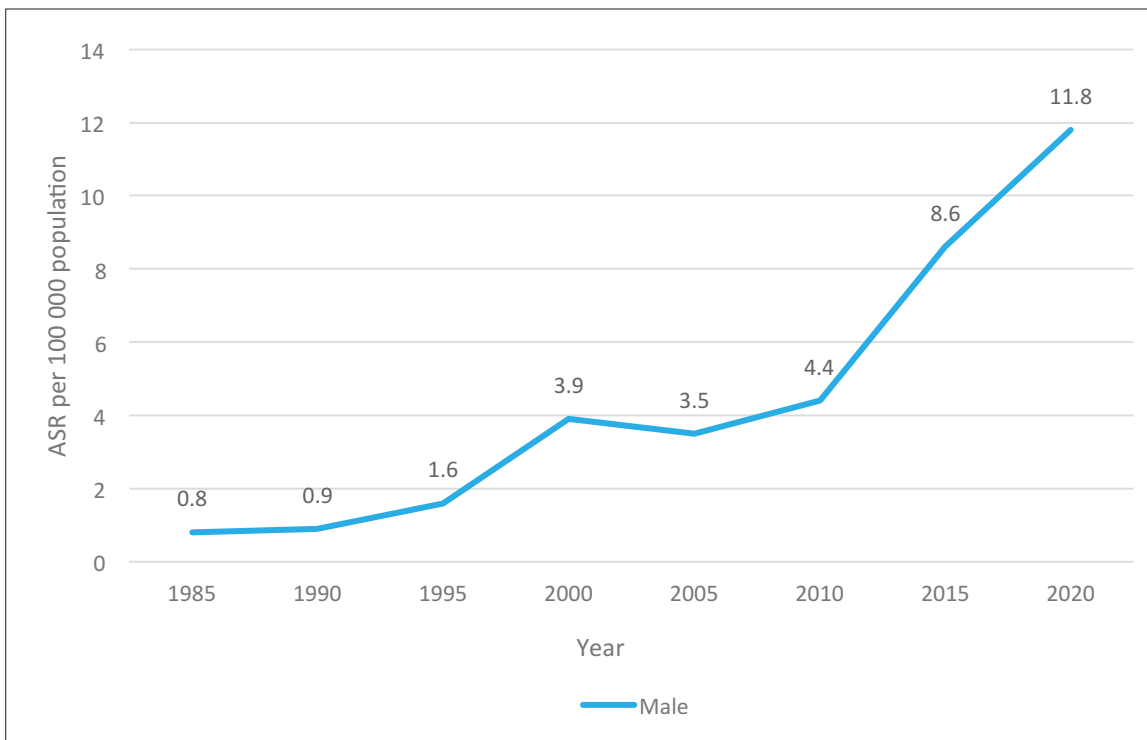


Figure 47: Age Standardized Incidence Rates of Prostate cancer, 1985-2020

**Table 28: Urinary bladder cancer incidence data in Sri Lanka,2020**

Group	Number	%	ASR	Cum. Rate
Male	734	4.3	6.6	0.83
Female	189	0.9	1.4	0.19

ASR – Age Standardized Incidence Rate per 100,000 population

Cum. Rate – Cumulative Rate (0-74 years) per 100 population

ICD 10 code and site	Male	Female
C67.0 Trigone of urinary bladder	6	2
C67.1 Dome of urinary bladder	1	1
C67.2 Lateral wall of urinary bladder	7	0
C67.3 Anterior wall of urinary bladder	1	0
C67.4 Posterior wall of urinary bladder	3	2
C67.5 Bladder neck	20	7
C67.6 Ureteric orifice	4	0
C67.8 Overlapping lesion of bladder	20	6
C67.9 Urinary bladder, NOS	672	171
<b>Total</b>	<b>734</b>	<b>189</b>

ICD O code and histology	Male	Female
8000 Neoplasm, malignant	39	9
8001 Tumour cells, malignant	0	1
8002 Malignant tumour, small cell type	1	0
8003 Malignant tumour, giant cell type	1	0
8005 Malignant tumour, clear cell type	1	0
8010 Carcinoma, NOS	57	18
8013 Large cell neuroendocrine carcinoma	1	0
8041 Small cell carcinoma, NOS	0	1
8050 Papillary carcinoma, NOS	34	10
8052 Papillary squamous cell carcinoma	1	0
8070 Squamous cell carcinoma, NOS	17	18
8071 Squamous cell carcinoma, keratinizing, NOS	0	2
8076 Squamous cell carcinoma, microinvasive	1	1
8120 Transitional cell carcinoma, NOS	353	77
8122 Transitional cell carcinoma, spindle cell	0	1
8130 Papillary transitional cell carcinoma	182	39
8131 Transitional cell carcinoma, micropapillary	2	0
8140 Adenocarcinoma, NOS	24	2
8260 Papillary adenocarcinoma, NOS	6	2
8310 Clear cell adenocarcinoma, NOS	0	1
8320 Granular cell carcinoma	1	0
8480 Mucinous adenocarcinoma	2	3
8481 Mucin-producing adenocarcinoma	1	
8490 Signet ring cell carcinoma	0	2
8550 Acinar cell carcinoma	8	0
8803 Small cell sarcoma	1	0
8805 Undifferentiated sarcoma	1	0
8850 Liposarcoma, NOS	0	1
8890 Leiomyosarcoma, NOS	0	1
<b>Total</b>	<b>734</b>	<b>189</b>

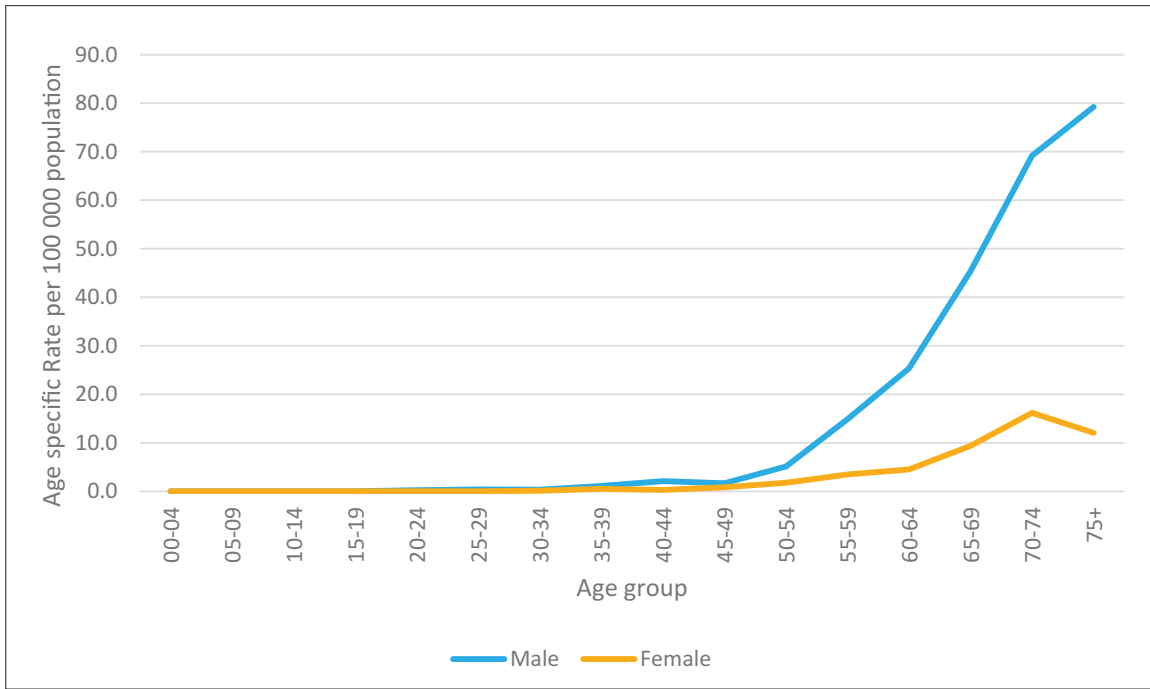


Figure 48: Age Specific Incidence Rates of Urinary Bladder cancer in Sri Lanka,2020

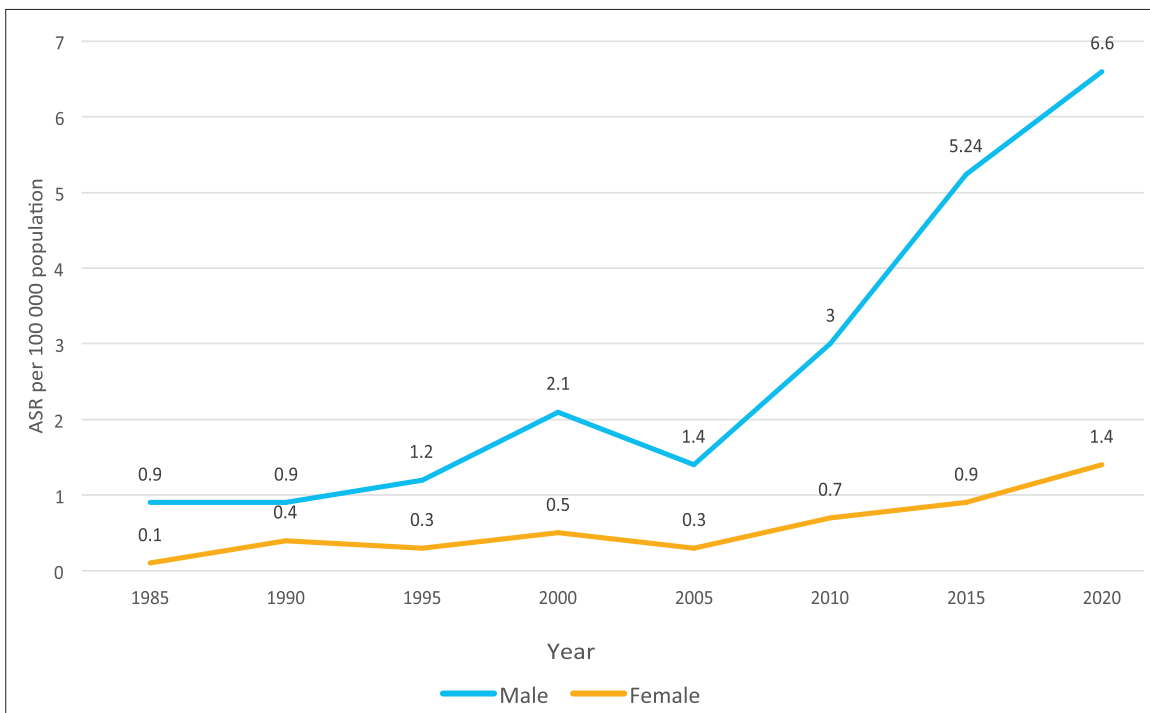


Figure 49: Age Standardized Incidence Rates of Urinary Bladder cancer in Sri Lanka, 1985-2020

**Table 29: Thyroid gland cancer incidence data in Sri Lanka,2020**

Group	Number	%	ASR	Cum. Rate
Male	518	3	4.5	0.47
Female	2308	11.6	18.1	1.68

ASR – Age Standardized Incidence Rate per 100,000 population

Cum. Rate – Cumulative Rate (0-74 years) per 100 population

ICD 10 code & site	Male	Female
C73.9 Thyroid gland	518	2308
<b>Total</b>	<b>518</b>	<b>2308</b>

ICD O code and histology	Male	Female
8000 Neoplasm, malignant	34	77
8010 Carcinoma, NOS	19	85
8013 Large cell neuroendocrine carcinoma	0	1
8020 Carcinoma, undifferentiated, NOS	0	1
8021 Carcinoma, anaplastic, NOS	6	25
8022 Pleomorphic carcinoma	1	0
8032 Spindle cell carcinoma, NOS	1	0
8050 Papillary carcinoma, NOS	15	28
8070 Squamous cell carcinoma, NOS	11	8
8140 Adenocarcinoma, NOS	1	8
8190 Trabecular adenocarcinoma	0	1
8260 Papillary adenocarcinoma, NOS	284	1123
8290 Oxyphilic adenocarcinoma	5	33
8310 Clear cell adenocarcinoma, NOS	0	1
8330 Follicular adenocarcinoma, NOS	30	211
8331 Follicular adenocarcinoma, well differentiated	1	1
8332 Follicular adenocarcinoma, trabecular	1	0
8335 Follicular carcinoma, minimally invasive	14	165
8340 Papillary carcinoma, follicular variant	26	139
8341 Papillary microcarcinoma	53	347
8342 Papillary carcinoma, oxyphilic cell	0	3
8343 Papillary carcinoma, encapsulated	0	13
8346 Mixed medullary-follicular carcinoma	1	1
8347 Mixed medullary-papillary carcinoma	0	1
8510 Medullary carcinoma, NOS	11	34
8550 Acinar cell carcinoma	1	1
8801 Spindle cell sarcoma	0	1
8813 Fascial fibrosarcoma	1	0
8840 Myxosarcoma	1	0
8850 Liposarcoma, NOS	1	0
<b>Total</b>	<b>518</b>	<b>2308</b>

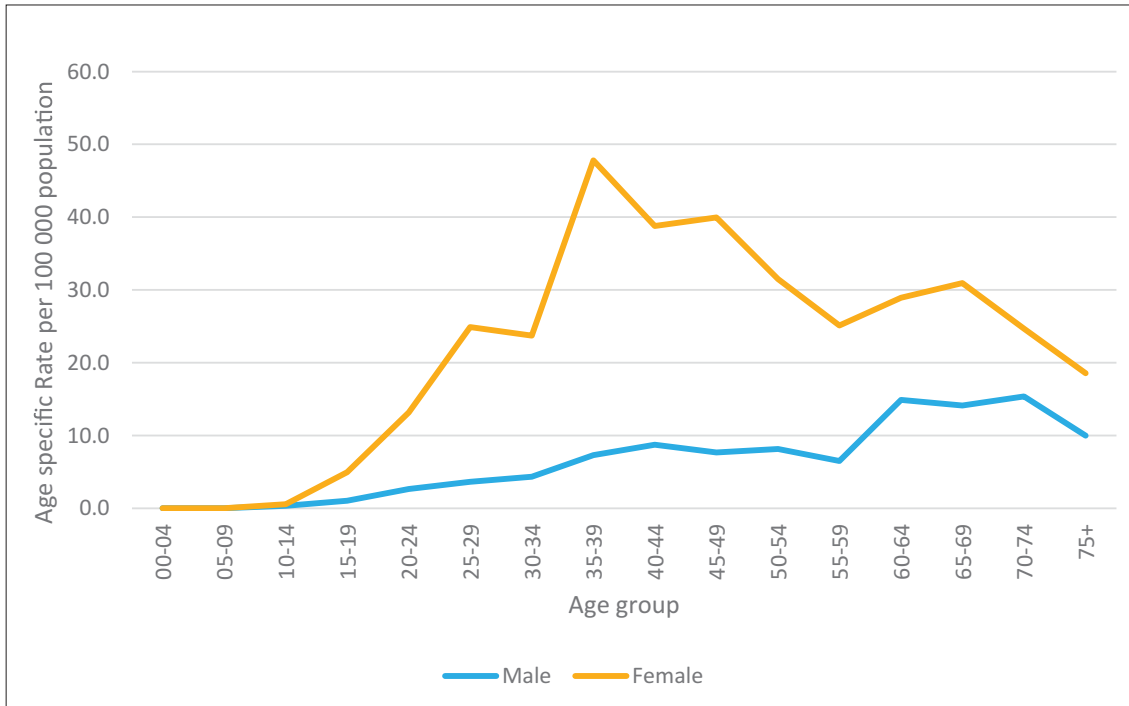


Figure 50: Age Specific Incidence Rates of Thyroid cancer in Sri Lanka, 2020

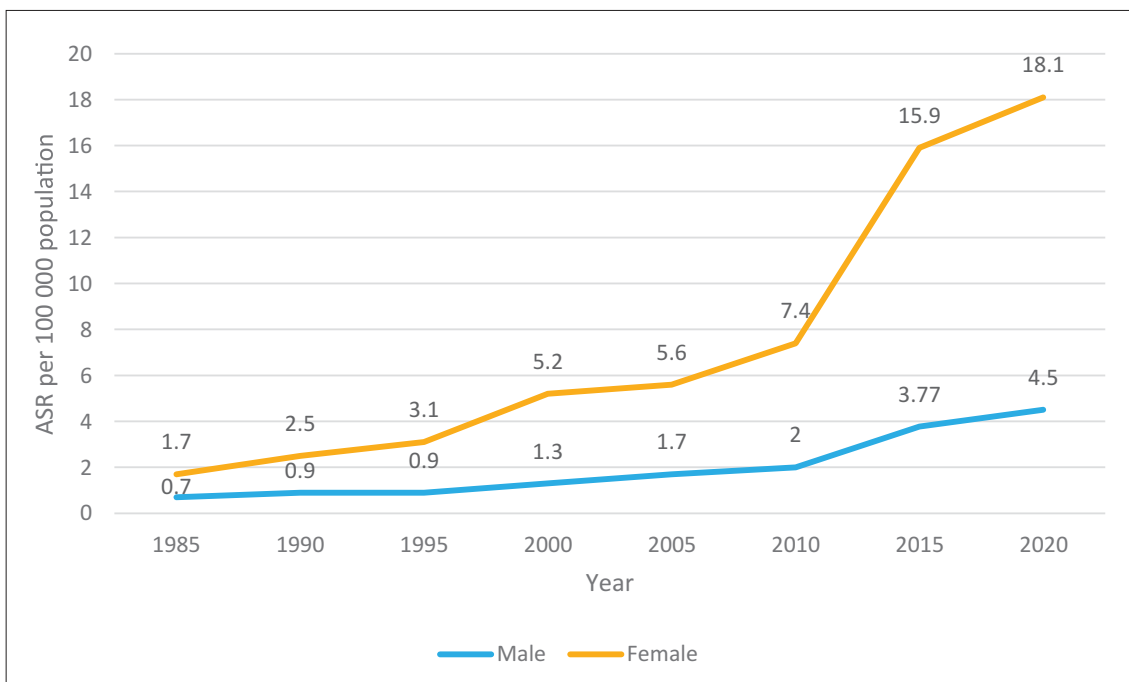


Figure 51: Age Standardized Incidence Rates of Thyroid cancer in Sri Lanka, 1985-2020

**Table 30: Lymphoma incidence data in Sri Lanka, 2020**

Group	Number	%	ASR	Cum. Rate
Male	767	4.4	6.9	0.75
Female	533	2.6	4.2	0.46

ASR – Age Standardized Incidence Rate per 100,000 population

Cum. Rate – Cumulative Rate (0-74 years) per 100 population

ICD 10 code & site	Male	Female
C81.0 Nodular lymphocyte predominant Hodgkin lymphoma	4	3
C81.1 Nodular sclerosis (classical) Hodgkin lymphoma	13	18
C81.2 Mixed cellularity (classical) Hodgkin lymphoma	11	5
C81.3 Lymphocyte depleted (classical) Hodgkin lymphoma	2	3
C81.4 Lymphocyte-rich(classical) Hodgkin lymphoma	7	0
C81.9 Hodgkin lymphoma, unspecified	117	99
C82.0 Follicular lymphoma grade I	5	4
C82.1 Follicular lymphoma grade II	4	2
C82.2 Follicular lymphoma grade III. NOS	1	3
C82.9 Follicular lymphoma, NOS	34	30
C83.0 Small cell B-cell lymphoma	25	10
C83.1 Mantle cell lymphoma	6	4
C83.3 Diffuse large B-cell lymphoma	51	34
C83.5 Lymphoblastic (diffuse) lymphoma	66	38
C83.7 Burkitt lymphoma, NOS	1	2
C84.0 Mycosis fungoides	5	8
C84.4 Peripheral T-cell lymphoma, not elsewhere classified	11	4
C84.5 Other mature T/NK-cell lymphomas	1	0
C84.6 Anaplastic large cell lymphoma	8	3
C84.8 Cutaneous T-cell lymphoma, NOS	4	1
C85.7 Other specified types of non-Hodgkin lymphoma	9	3
C85.9 Non-Hodgkin lymphoma, unspecified	373	249
C86.5 Angioimmunoblastic T-cell lymphoma	2	2
C86.6 Primary cutaneous CD30-positive T-cell proliferations	1	0
C96.4 Sarcoma of dendritic cells	1	1
C96.6 Unifocal Langerhans-cell histiocytosis	4	5
C96.8 Histiocytic sarcoma	1	2
<b>Total</b>	<b>767</b>	<b>533</b>

ICD O code and histology	Male	Female
9590 Malignant lymphoma, NOS	97	48
9591 Malignant lymphoma, non-Hodgkin, NOS	276	201
9596 Composite Hodgkin and non-Hodgkin lymphoma	9	3
9650 Hodgkin lymphoma, NOS	117	99
9651 Hodgkin lymphoma, lymphocyte-rich	7	0
9652 Hodgkin lymphoma, mixed cellularity, NOS	11	5
9653 Hodgkin lymphoma, lymphocyte depletion, NOS	1	1
9655 Hodgkin lymphoma, lymphocyte depletion, reticular	1	2
9659 Hodgkin lymphoma, nodular lymphocyte predominant	4	3

ICD O code and histology		Male	Female
9663	Hodgkin lymphoma, nodular sclerosis, NOS	12	16
9664	Hodgkin lymphoma, nodular sclerosis, cellular phase	0	1
9667	Hodgkin lymphoma, nodular sclerosis, grade 2	1	1
9670	Malignant lymphoma, small B lymphocytic, NOS	20	8
9671	Malignant lymphoma, lymphoplasmacytic	4	2
9673	Mantle cell lymphoma	6	4
9675	Malignant lymphoma, mixed small and large cell,	1	0
9680	Malignant lymphoma, large B-cell, diffuse, NOS	48	33
9684	Malignant lymphoma, large B-cell, diffuse, immunoblastic	2	1
9687	Burkitt lymphoma, NOS	1	2
9689	Splenic marginal zone B-cell lymphoma	1	0
9690	Follicular lymphoma, NOS	34	30
9691	Follicular lymphoma, grade 2	4	2
9695	Follicular lymphoma, grade 1	5	4
9698	Follicular lymphoma, grade 3	1	3
9700	Mycosis fungoides	5	8
9702	Mature T-cell lymphoma, NOS	11	4
9705	Angioimmunoblastic T-cell lymphoma	2	2
9709	Cutaneous T-cell lymphoma, NOS	4	1
9714	Anaplastic large cell lymphoma, T cell and	8	3
9718	Primary cutaneous CD30+ T-cell lymphoproliferative disorder	1	0
9727	Precursor cell lymphoblastic lymphoma, NOS	4	3
9728	Precursor B-cell lymphoblastic lymphoma	38	26
9729	Precursor T-cell lymphoblastic lymphoma	24	9
9737	ALK positive large B-cell lymphoma	1	0
9750	Malignant histiocytosis	1	1
9754	Langerhans cell histiocytosis, disseminated	4	5
9755	Histiocytic sarcoma	0	1
9756	Langerhans cell sarcoma	0	1
9758	Follicular dendritic cell sarcoma	1	0
<b>Total</b>		<b>767</b>	<b>533</b>

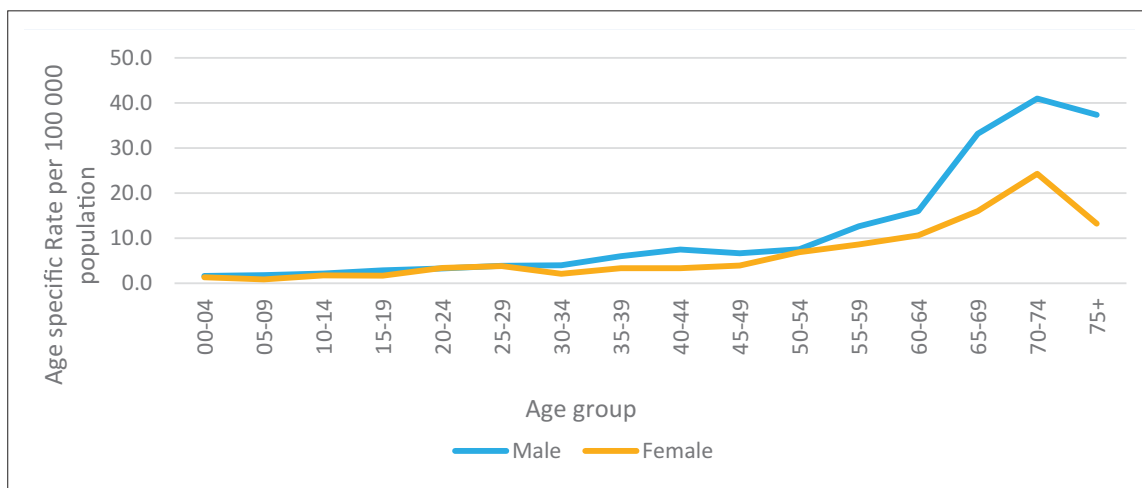


Figure 52: Age Specific Incidence Rates of Lymphoma in Sri Lanka, 2020

**Table 31: Leukemia incidence data in Sri Lanka, 2020**

Group	Number	%	ASR	Cum. Rate
Male	588	3.4	5.5	0.51
Female	480	2.4	4	0.37

ASR – Age Standardized Incidence Rate per 100,000 population

Cum. Rate – Cumulative Rate (0-74 years) per 100 population

ICD 10 code & site	Male	Female
C91.0 Acute lymphoblastic leukaemia	84	69
C91.1 Chronic lymphocytic leukaemia of B-cell type	18	24
C91.3 Prolymphocytic leukemia of B-cell type	5	5
C91.4 Hairy cell leukemia	6	2
C91.8 Mature B cell leukemia Burkitt-type	29	21
C91.9 Lymphoid leukemia, unspecified	29	6
C92.0 Acute myeloblastic leukaemia(AML)	160	134
C92.1 Chronic myeloid leukemia, NOS	69	74
C92.3 Myeloid sarcoma	2	1
C92.4 Acute promyelocytic leukemia,	4	8
C92.5 Acute myelomonocytic leukemia	10	6
C92.6 Acute myeloid leukaemia with 11q23-abnormality	1	7
C92.8 Acute myeloid leukaemia with multilineage dysplasia	1	2
C92.9 Myeloid leukemia, NOS	24	12
C93.0 Acute monocytic leukemia	4	3
C93.1 Chronic myelomonocytic leukemia	3	1
C93.3 Juvenile myelomonocytic leukemia	3	0
C94.0 Acute erythroid leukaemia	17	29
C94.2 Acute megakaryoblastic leukemia	3	1
C94.3 Mast cell leukaemia	1	1
C94.4 Acute panmyelosis with myelofibrosis	11	5
C95.0 Acute leukemia of unspecified cell type	95	62
C95.9 Leukemia, unspecified	9	7
<b>Total</b>	<b>588</b>	<b>480</b>

ICD O code and histology	Male	Female
9742 Mast cell leukemia	1	1
9800 Leukemia, NOS	9	7
9801 Acute leukemia, NOS	92	62
9805 Acute biphenotypic leukemia	3	0
9820 Lymphoid leukemia, NOS	29	6
9823 B-cell chronic lymphocytic leukemia/small lymphoma	18	24
9826 Burkitt cell leukemia	29	21
9832 Prolymphocytic leukemia, NOS	3	4
9833 Prolymphocytic leukemia, B-cell type	2	1
9835 Precursor cell lymphoblastic leukemia, NOS	32	20
9836 Precursor B-cell lymphoblastic leukemia	38	36
9837 Precursor T-cell lymphoblastic leukemia	14	13
9840 Acute myeloid leukemia, M6 type	17	29



ICD O code and histology		Male	Female
9860	Myeloid leukemia, NOS	24	12
9861	Acute myeloid leukemia, NOS	151	123
9863	Chronic myeloid leukemia, NOS	67	70
9865	Acute myeloid leukemia with +(6;9) (P23;q34) DEK-NUP 214	1	0
9866	Acute promyelocytic leukemia, t(15;17)(q22;q11- 12)	4	8
9867	Acute myelomonocytic leukemia	8	6
9871	Acute myeloid leukemia with abnormal marrow eosinophilia	2	0
9873	Acute myeloid leukemia without maturation	1	3
9874	Acute myeloid leukemia with maturation	2	5
9875	Chronic myelogenous leukemia, BCR/ABL	2	4
9891	Acute monocytic leukemia	4	3
9895	Acute myeloid leukemia with multilineage dysplasia	1	2
9896	Acute myeloid leukemia, t(8;21)(q22;q22)	0	2
9897	Acute myeloid leukemia, 11q23 abnormalities	1	7
9910	Acute megakaryoblastic leukemia	3	1
9930	Myeloid sarcoma	2	1
9931	Acute panmyelosis with myelofibrosis	11	5
9940	Hairy cell leukemia	6	2
9945	Chronic myelomonocytic leukemia, NOS	3	1
9946	Juvenile myelomonocytic leukemia	3	0
9984	Refractory anemia with excess blasts in transformation	5	1
<b>Total</b>		<b>588</b>	<b>480</b>

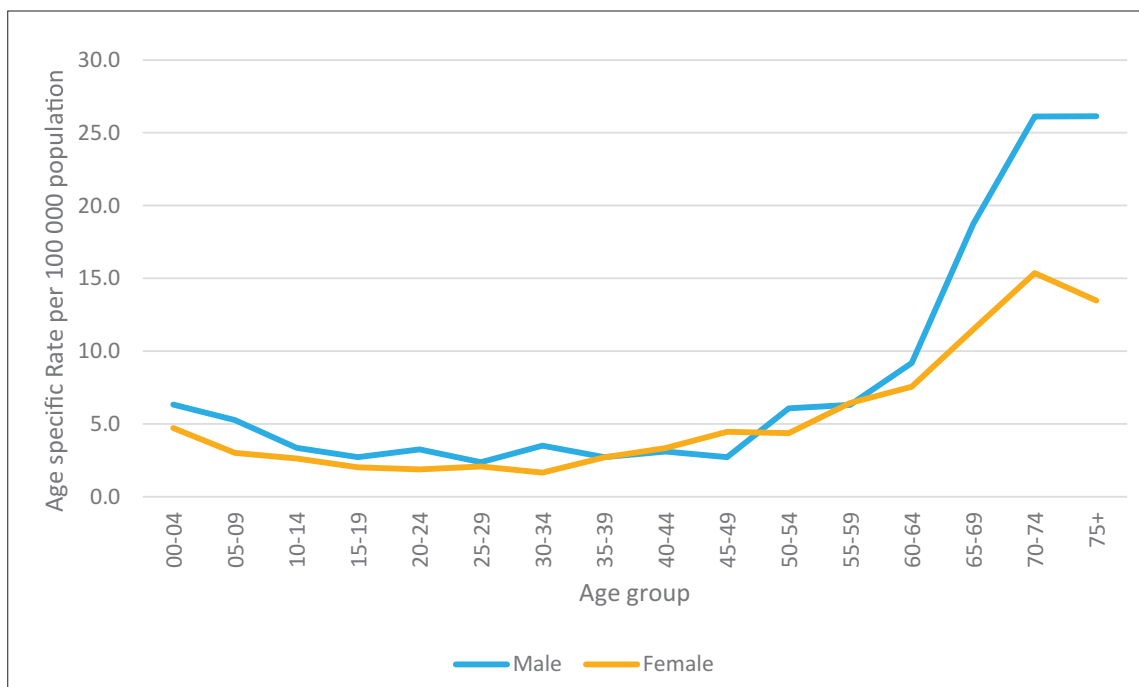


Figure 53: Age Specific Incidence Rates of Leukaemia in Sri Lanka, 2020

## Clinical Staging at the point of diagnosis

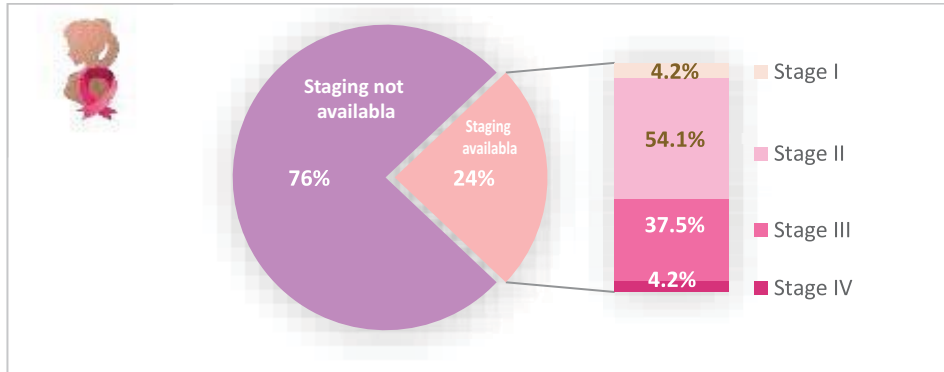


Figure 54: Clinical staging at the point of diagnosis of Breast cancer

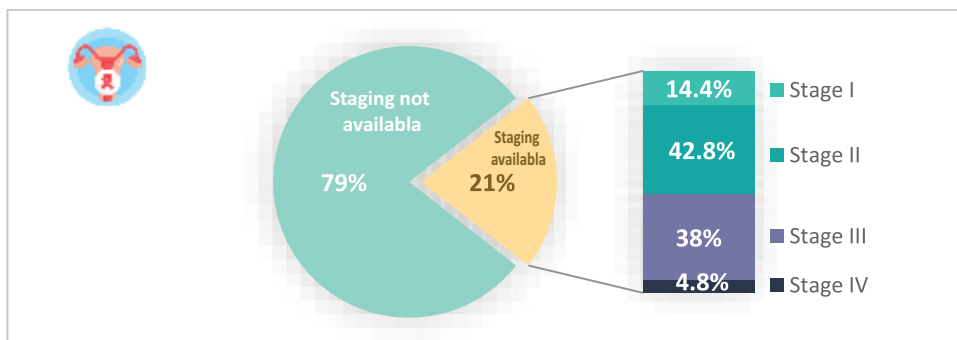


Figure 55: Clinical staging at the point of diagnosis of Cervical cancer

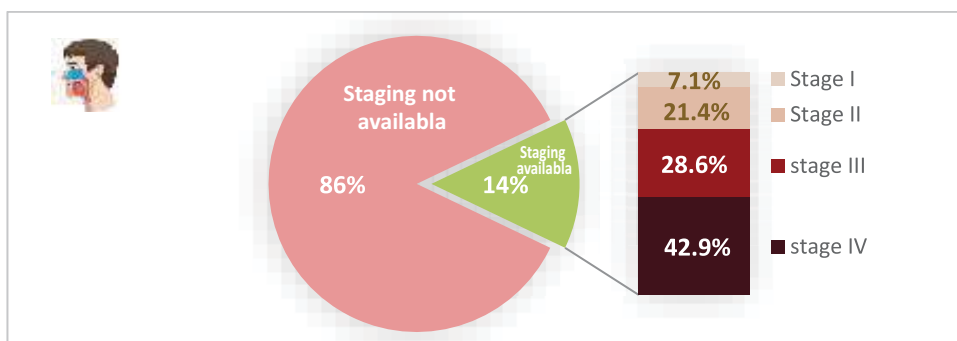
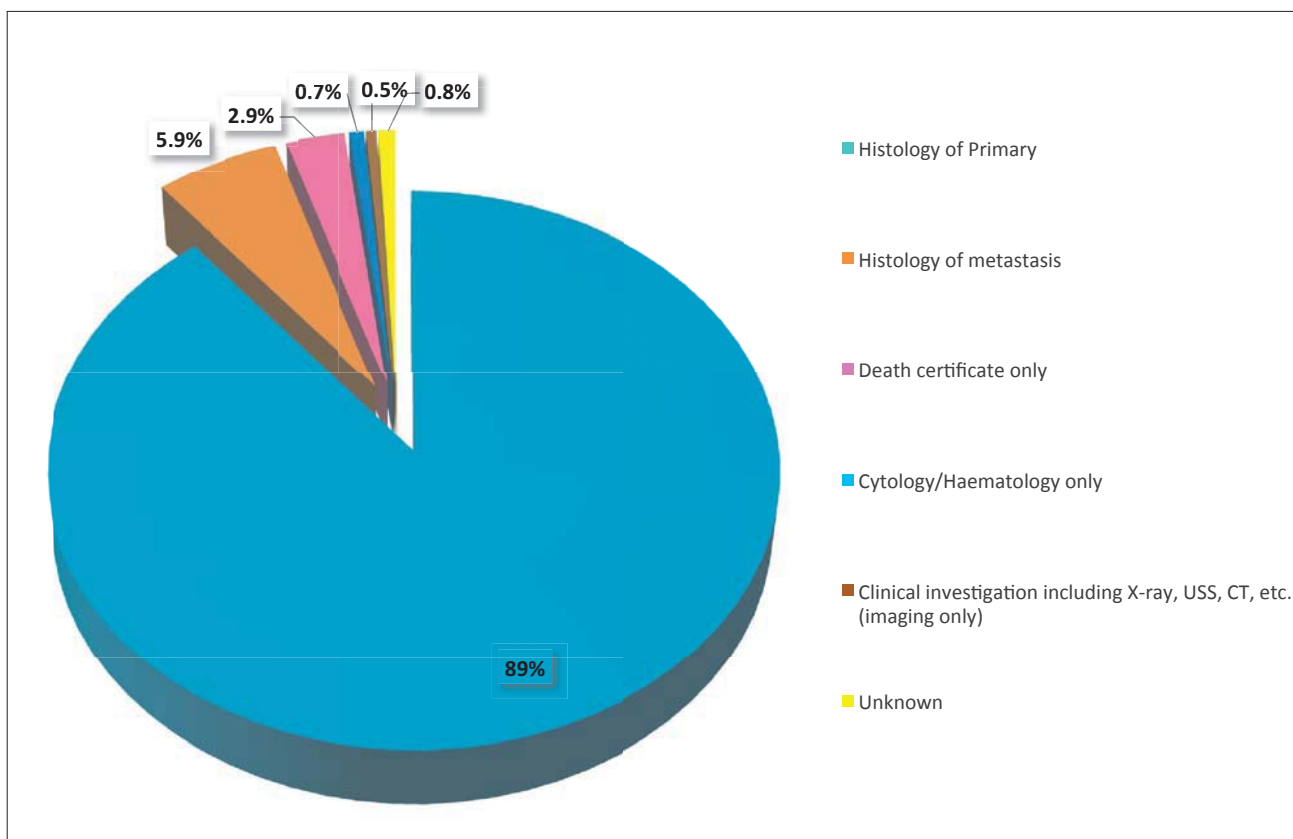


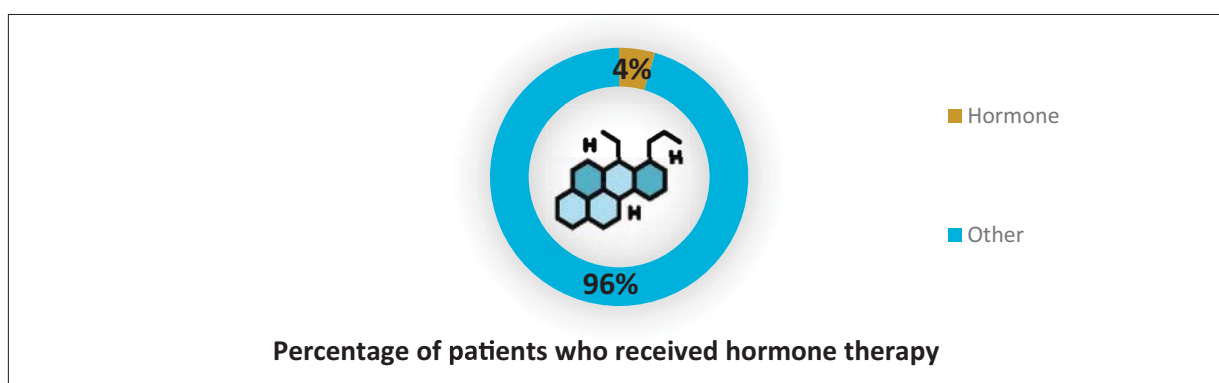
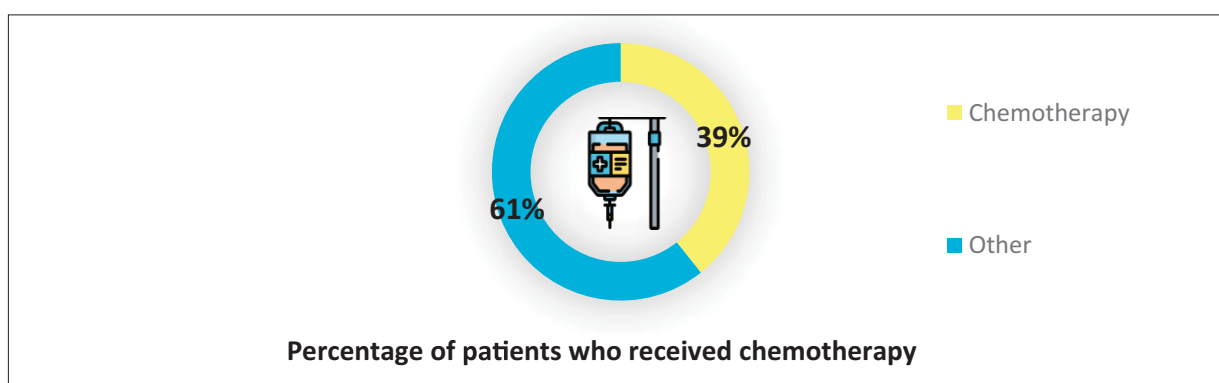
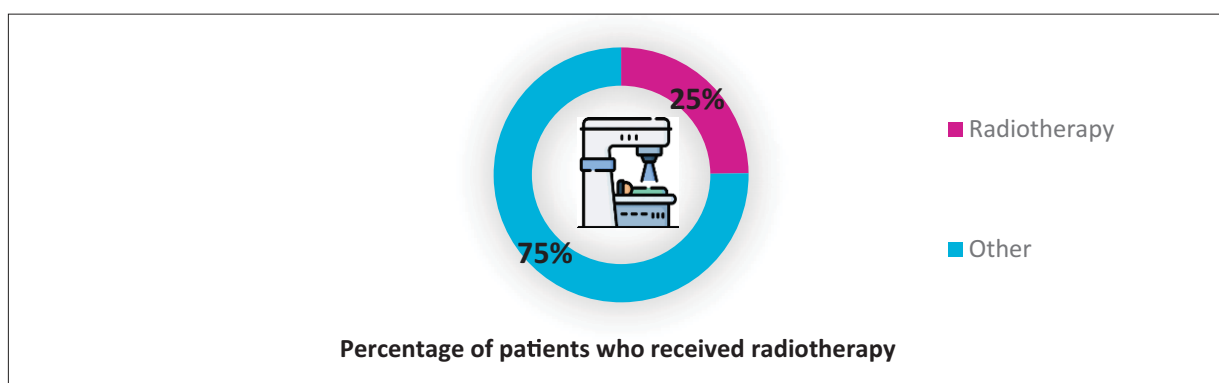
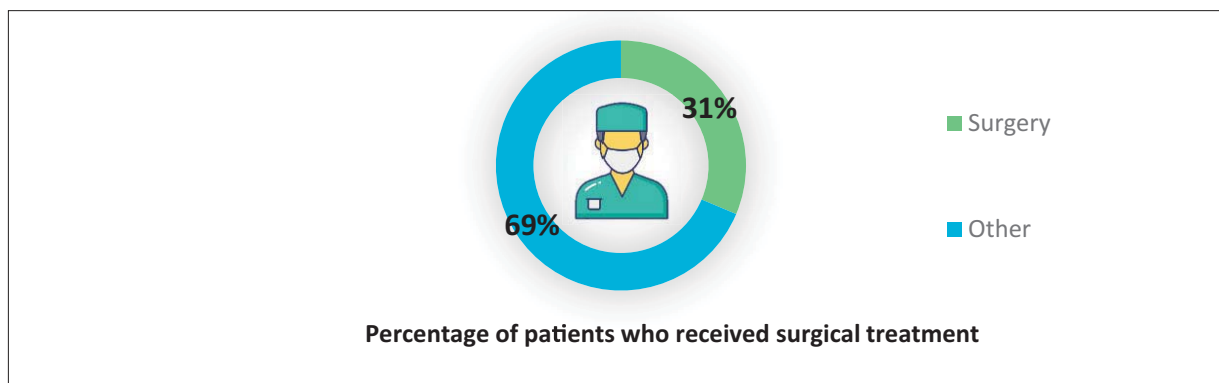
Figure 56: Clinical staging at the point of diagnosis of Lip, Tongue and Mouth cancer

**Table 32: Basis of diagnosis of cancer patients in Sri Lanka, 2020**

Basis of diagnosis	Frequency	Percentage
<b>Diagnosed microscopically</b>		
Histology of primary	33533	89.1
Histology of metastasis	2211	5.9
Cytology/Haematology only	282	0.7
<b>Subtotal</b>	<b>36026</b>	<b>95.7</b>
<b>Diagnosed non-microscopically</b>		
Clinical investigation including X-ray, USS, CT, etc. (imaging only)	202	0.5
Death certificate only	1106	2.9
Clinical only	15	0
Specific biochemical/immunological test only	1	0
Exploratory surgery	6	0
<b>Subtotal</b>	<b>1330</b>	<b>3.4</b>
<b>Unknown/Not recorded</b>	<b>289</b>	<b>0.8</b>
<b>Total</b>	<b>37648</b>	<b>100</b>



**Figure 57: Basis of diagnosis of cancer in Sri Lanka, 2020**



Out of 37,648 patients, treatment details are available only among 27,296 (72.5%) patients.

**Figure 58: Percentage of newly detected cancer patients who received different types of treatment in Sri Lanka, 2020**

**Table 33: Childhood and adolescent cancer incidence data (0-19 years) in Sri Lanka, 2020****According to International Classification of Childhood Cancer third edition (ICCC-3) by sex**

ICCC-3 Site Group		ICD-O-3 Histology		Male	Female	Total	
<b>I Leukaemias, myeloproliferative diseases, and myelodysplastic diseases</b>							
a	Lymphoid leukaemia	9820	Lymphoid leukemia, NOS	12	4	16	
		9826	Burkitt cell leukemia	11	12	23	
		9833	Prolymphocytic leukemia, B-cell type	1	0	1	
		9835	Precursor cell lymphoblastic leukemia, NOS	20	12	32	
		9836	Precursor B-cell lymphoblastic leukemia	30	21	51	
		9837	Precursor T-cell lymphoblastic leukemia	6	8	14	
	b	Acute myeloid leukaemia	9840	Acute myeloid leukemia, M6 type	2	3	5
			9861	Acute myeloid leukemia, NOS	11	9	20
			9867	Acute myelomonocytic leukemia	1	3	4
			9891	Acute monocytic leukemia Acute megakaryoblastic	1	1	2
			9910	leukemia	1	1	2
	c	Chronic myeloproliferative diseases	9863	Chronic myeloid leukemia, NOS	6	6	12
			9875	Chronic myelogenous leukemia, BCR/ABL	1	0	1
	d	Myelodysplastic syndrome and other myeloproliferative diseases	9946	Juvenile myelomonocytic leukemia	3	0	3
			9980	Refractory anemia	0	1	1
			9982	Refractory anemia with excess blasts in transfo	1	1	2
			9984	Refractory anemia with sideroblasts	5	1	6
			9989	Myelodysplastic syndrome, NOS	1	1	2
	e	Unspecified and other specified leukaemia	9800	Leukemia, NOS	2	0	2
			9801	Acute leukemia, NOS	47	31	78
9805			Acute biphenotypic leukemia	1	0	1	
9860			Myeloid leukemia, NOS	3	1	4	
<b>Total</b>				<b>166</b>	<b>116</b>	<b>282</b>	
<b>II Lymphomas and reticuloendothelial neoplasms</b>							
a	Hodgkin lymphomas	9650	Hodgkin lymphoma, NOS	11	12	23	
		9663	Hodgkin lymphoma, nodular sclerosis, NOS	2	4	6	
		9664	Hodgkin lymphoma, nodular sclerosis, cellular phase	0	1	1	

ICCC-3 Site Group	ICD-O-3 Histology	Male	Female	Total
b Non-Hodgkin lymphomas (except Burkitt lymphoma)	9591 Malignant lymphoma, non-Hodgkin, NOS	11	2	13
	9680 Malignant lymphoma, large B-cell, diffuse, NOS	2	0	2
	9690 Follicular lymphoma, NOS	1	0	1
	9700 Mycosis fungoides	1	1	2
	9702 Mature T-cell lymphoma, NOS	1	1	2
	9714 Anaplastic large cell lymphoma, T cell and	3	1	4
	9727 Precursor cell lymphoblastic lymphoma, NOS	1	0	1
	9728 Precursor B-cell lymphoblastic lymphoma	22	16	38
	9729 Precursor T-cell lymphoblastic lymphoma	13	5	18
c Burkitt lymphoma	9687 Burkitt lymphoma, NOS	1	1	2
d Miscellaneous lymphoreticular neoplasms	9750 Malignant histiocytosis	1	1	2
	9754 Langerhans cell histiocytosis, disseminated	3	4	7
	9756 Langerhans cell sarcoma	0	1	1
e Unspecified lymphomas	9590 Lymphoma, NOS	4	1	5
<b>Total</b>		<b>77</b>	<b>51</b>	<b>128</b>
<b>III CNS and miscellaneous intracranial and intraspinal neoplasms</b>				
a Ependymomas and choroid plexus tumour	9391 Ependymoma, NOS	5	4	9
	9392 Ependymoma, anaplastic	1	3	4
	9393 Invalid code.	1	0	1
	9394 Papillary ependymoma	1	0	1
b Astrocytoma	9380 Glioma, malignant	1	1	2
	9400 Astrocytoma, NOS	2	6	8
	9401 Astrocytoma, anaplastic	2	1	3
	9424 Pleomorphic xanthoastrocytoma	2	1	3
	9440 Glioblastoma, NOS	2	2	4
c Intracranial and intraspinal embryonal tumours	9470 Medulloblastoma, NOS	8	10	18
	9480 Cerebellar sarcoma, NOS	1	0	1
	9503 Neuroepithelioma, NOS	1	0	1
d Other gliomas	9380 Glioma, malignant	8	7	15
	9450 Oligodendroglioma, NOS	0	1	1
	9451 Oligodendroglioma, anaplastic	1	0	1

ICCC-3 Site Group	ICD-O-3 Histology		Male	Female	Total		
	e	Other specified intracranial and intraspinal neoplasms	9505	Ganglioglioma, anaplastic	1	1	2
	f	Unspecified intracranial and intraspinal neoplasms	8000	Neoplasm, malignant	4	1	5
<b>Total</b>					<b>41</b>	<b>38</b>	<b>79</b>
<b>IV Neuroblastoma and other peripheral nervous cell</b>	a	Neuroblastoma and ganglioneuroblastoma	9490	Ganglioneuroblastoma	5	3	8
			9500	Neuroblastoma, NOS	10	9	19
	b	Other peripheral nervous cell tumour	8680	Paraganglioma, malignant	0	1	1
<b>Total</b>					<b>15</b>	<b>13</b>	<b>28</b>
<b>V Retinoblastoma</b>	5	Retinoblastoma	9510	Retinoblastoma, NOS	13	12	25
<b>Total</b>					<b>13</b>	<b>12</b>	<b>25</b>
<b>VI Renal tumours</b>	a	Nephroblastoma and other nonepithelial renal tumours	8960	Nephroblastoma, NOS	5	12	17
	b	Renal carcinomas	8010	Carcinoma, NOS	1	0	1
			8312	Renal cell carcinoma, NOS	0	2	2
	c	Unspecified malignant renal tumours	8000	Neoplasm, malignant	1	1	2
8004			Malignant tumour, spindle cell type	0	1	1	
<b>Total</b>					<b>7</b>	<b>16</b>	<b>23</b>
<b>VII Hepatic tumours</b>	a	Hepatoblastoma	8970	Hepatoblastoma	9	4	13
	b	Hepatic carcinomas	8010	Carcinoma, NOS	0	1	1
			8170	Hepatocellular carcinoma, NOS	1	0	1
<b>Total</b>					<b>10</b>	<b>5</b>	<b>15</b>
<b>VIII Malignant bone tumours</b>	a	Osteosarcomas	9180	Osteosarcoma, NOS	29	20	49
			9181	Chondroblastic osteosarcoma	4	0	4
	b	Chondrosarcoma	9220	Chondrosarcoma, NOS	1		1
	c	Ewing tumours and related sarcomas of bone	9260	Ewing sarcoma	10	13	23
	d	Other specified malignant bone tumours	9250	Giant cell tumour of bone, malignant	1	1	2
			9310	Ameloblastoma, malignant	1	2	3
	e	Unspecified malignant bone tumours	8000	Neoplasm, malignant	0	3	3
8002			Malignant tumour, small cell type	0	1	1	
8800			Sarcoma, NOS	0	1	1	
<b>Total</b>					<b>46</b>	<b>41</b>	<b>87</b>

ICCC-3 Site Group	ICD-O-3 Histology		Male	Female	Total			
<b>IX Soft tissue and other extraosseous sarcoma</b>	a	Rhabdomyosarcoma	8900	Rhabdomyosarcoma, NOS	6	4	10	
			8910	Embryonal rhabdomyosarcoma, NOS	0	2	2	
	b	Fibrosarcomas, peripheral nerve sheath tumours, and other fibrous neoplasms	9540	Malignant peripheral nerve sheath tumour	2	2	4	
			9580	Granular cell tumour, malignant	1	1	2	
	d	Other specified soft tissue sarcomas	8711	Glomus tumour, malignant	0	1	1	
				Desmoplastic small round cell tumour	9	10	19	
			8895	Myosarcoma	1	0	1	
			9040	Synovial sarcoma, NOS	3	4	7	
			9041	Synovial sarcoma, spindle cell	1	0	1	
			9043	Synovial sarcoma, biphasic	1	1	2	
			9120	Hemangiosarcoma	1	0	1	
			9252	Malignant tenosynovial giant cell tumour	1	0	1	
			9260	Ewing sarcoma	4	3	7	
	e	Unspecified soft tissue sarcomas	8800	Sarcoma, NOS	3	3	6	
			8801	Spindle cell sarcoma	0	1	1	
	<b>Total</b>			<b>33</b>	<b>32</b>	<b>65</b>		
	<b>X Germ cell tumours, trophoblastic tumours, and neoplasms of gonads</b>	a	Intracranial and intraspinal germ cell tumours	9064	Germinoma	0	1	1
				9065	Germ cell tumour, nonseminomatous	1	0	1
b		Malignant extracranial and extragonadal germ cell tumours	9060	Dysgerminoma	0	1	1	
			9064	Germinoma	1	0	1	
			9065	Germ cell tumour, nonseminomatous	1	1	2	
			9080	Teratoma, malignant, NOS	1	0	1	
			9082	Malignant teratoma, undifferentiated	0	1	1	
			9085	Mixed germ cell tumour	3	0	3	
c		Malignant gonadal germ cell tumours	9060	Dysgerminoma	0	7	7	
			9061	Seminoma, NOS	3	0	3	
			9064	Germinoma	0	1	1	
			9065	Germ cell tumour, nonseminomatous	1	1	2	



ICCC-3 Site Group		ICD-O-3 Histology		Male	Female	Total
		9071	Yolk sac tumour	0	1	1
		9080	Teratoma, malignant, NOS	1	9	10
		9081	Teratocarcinoma	0	3	3
		9085	Mixed germ cell tumour	3	6	9
d	Gonadal carcinomas	8010	Carcinoma, NOS	0	4	4
		8470	Mucinous cystadenocarcinoma, NOS	0	4	4
		8480	Mucinous adenocarcinoma	0	1	1
e	Other and unspecified malignant gonadal tumours	8000	Neoplasm, malignant	0	1	1
		8620	Granulosa cell tumour, malignant	0	1	1
		8640	Sertoli cell carcinoma	1	0	1
<b>Total</b>				<b>16</b>	<b>43</b>	<b>59</b>
<b>XI Other malignant epithelial neoplasms and malignant melanomas</b>						
a	Adrenal cortical carcinoma	8370	Adrenal cortical carcinoma	1		1
b	Thyroid carcinomas	8010	Carcinoma, NOS	1	0	1
		8050	Papillary carcinoma, NOS	1	8	9
		8070	Squamous cell carcinoma, NOS	0	1	1
		8260	Papillary adenocarcinoma, NOS	3	28	31
		8310	Clear cell adenocarcinoma, NOS	0	1	1
		8330	Follicular adenocarcinoma, NOS	2	1	3
		8335	Follicular carcinoma, minimally invasive	1	5	6
		8340	Papillary carcinoma, follicular variant	1	0	1
		8341	Papillary microcarcinoma	3	4	7
c	Nasopharyngeal carcinomas	8010	Carcinoma, NOS	0	1	1
d	Malignant melanomas	8720	Malignant melanoma, NOS (except juvenile melanoma)	1	1	2
e	Skin carcinomas	8010	Carcinoma, NOS	1	0	1
		8032	Spindle cell carcinoma, NOS	0	1	1
		8070	Squamous cell carcinoma, NOS	1	0	1
		8083	Basaloid squamous cell carcinoma	0	1	1
f	Other and unspecified carcinomas	8010	Carcinoma, NOS	4	0	4
		8032	Spindle cell carcinoma, NOS	1	1	2
		8033	Pseudosarcomatous carcinoma	0	1	1

ICCC-3 Site Group	ICD-O-3 Histology	Male	Female	Total
	8070 Squamous cell carcinoma, NOS	5	2	7
	8071 Squamous cell carcinoma, keratinizing, NOS	1	0	1
	8140 Adenocarcinoma, NOS	6	1	7
	8151 Insulinoma, malignant	1	0	1
	8200 Adenoid cystic carcinoma	1	0	1
	8246 Neuroendocrine carcinoma, NOS	1	7	8
	8260 Papillary adenocarcinoma, NOS	1	0	1
	8430 Mucoepidermoid carcinoma	0	3	3
	8452 Solid pseudopapillary carcinoma	0	1	1
<b>Total</b>		<b>37</b>	<b>68</b>	<b>105</b>
<b>XII Other and unspecified malignant neoplasms</b>				
a Other specified malignant tumours	8973 Pleuropulmonary blastoma	0	1	1
	9110 Mesonephroma, malignant	0	1	1
b Other unspecified malignant tumours	8000 Neoplasm, malignant	9	15	24
	8004 Malignant tumour, spindle cell type	1	2	3
<b>Total</b>		<b>10</b>	<b>19</b>	<b>29</b>
<b>Grand Total</b>		<b>471</b>	<b>454</b>	<b>925</b>

**Table 34: Overall, Cancer Incidence by province & district in Sri Lanka, 2020**

Province	District	Male		Female		Total	
		No	%	No	%	No	%
Western	Not known	6114	35.02	6852	33.9	12966	34.4
		3487	20	4443	22.0	7930	21.1
	Colombo	1708	9.8	2205	10.9	3913	10.4
	Gampaha	1073	6.1	1372	6.8	2445	6.5
Central	Kalutara	706	4.0	866	4.3	1572	4.2
		1381	7.9	1702	8.4	3083	8.2
	Kandy	724	4.1	973	4.8	1697	4.5
	Matale	389	2.2	354	1.8	743	2.0
Southern	NuwaraEliya	268	1.5	375	1.9	643	1.7
		1150	6.6	1293	6.4	2443	6.5
	Galle	464	2.7	546	2.7	1010	2.7
	Hambanthota	299	1.7	346	1.7	645	1.7
Northern	Matara	387	2.2	401	2.0	788	2.1
		796	4.6	765	3.8	1561	4.1
	Jaffna	519	3.0	504	2.5	1023	2.7
	Kilinochchi	71	0.4	61	0.3	132	0.4
	Mannar	58	0.3	50	0.2	108	0.3
	Mullaitivu	55	0.3	47	0.2	102	0.3
Eastern	Vavuniya	93	0.5	103	0.5	196	0.5
		634	3.6	852	4.2	1486	3.9
	Ampara	274	1.6	337	1.7	611	1.6
	Batticaloa	224	1.3	281	1.4	505	1.3
North Western	Trincomalee	136	0.8	234	1.2	370	1.0
		1265	7.2	1382	6.8	2647	7.0
	Kurunegala	931	5.3	1027	5.1	1958	5.2
North Central	Puttalam	334	1.9	355	1.8	689	1.8
		674	3.9	759	3.8	1433	3.8
	Anuradhapura	444	2.5	524	2.6	968	2.6
Uva	Polonnaruwa	230	1.3	235	1.2	465	1.2
		690	4.0	794	3.9	1484	3.9
	Badulla	457	2.6	525	2.6	982	2.6
Sabaragamuwa	Moneragala	233	1.3	269	1.3	502	1.3
		1267	7.3	1349	6.7	2616	6.9
	Ratnapura	657	3.8	800	4.0	1457	3.9
	Kegalle	610	3.5	549	2.7	1159	3.1
<b>Total</b>		<b>17451</b>	<b>100</b>	<b>20197</b>	<b>100.0</b>	<b>37648</b>	<b>100.0</b>

**Table 35: Leading cancer incidence data by district in Sri Lanka, 2020****Western Province****Colombo**

Rank	ICD code and site	Cases	CR	%
1	C50 Breast	672	27.4	17.2
2	C18-C19 Colon and rectum	331	13.5	8.5
3	C33-C34 Trachea, bronchus and lung	238	9.7	6.1
4	C00-C06 Lip, tongue and mouth	208	8.5	5.3
5	C56 Ovary	193	7.9	4.9
6	C22 Liver	182	7.4	4.7
7	C61 Prostate	167	6.8	4.3
8	C73 Thyroid	165	6.7	4.2
9	C54-C55 Uterus	157	6.4	4.0
10	C15 Oesophagus	139	5.7	3.6
<b>Total</b>		<b>3913</b>	<b>159.4</b>	<b>100</b>

**Gampaha**

Rank	ICD code and site	Cases	CR	%
1	C50 Breast	470	19.4	19.2
2	C00-C06 Lip, tongue and mouth	208	8.6	8.5
3	C18-C19 Colon and rectum	192	7.9	7.9
4	C73 Thyroid	182	7.5	7.4
5	C33-C34 Trachea, bronchus and lung	138	5.7	5.6
6	C81-C86, C96 Lymphoma	118	4.9	4.8
7	C56 Ovary	116	4.8	4.7
8	C15 Oesophagus	105	4.3	4.3
9	C91-C95 Leukaemia	105	4.3	4.3
10	C61 Prostate	88	3.6	3.6
<b>Total</b>		<b>2445</b>	<b>100.9</b>	<b>100</b>

**Kalutara**

Rank	ICD code and site	Cases	CR	%
1	C50 Breast	258	20.0	16.4
2	C18-C19 Colon and rectum	136	10.6	8.7
3	C00-C06 Lip, tongue and mouth	126	9.8	8.0
4	C73 Thyroid	106	8.2	6.7
5	C54-C55 Uterus	78	6.1	5.0
6	C15 Oesophagus	76	5.9	4.8
7	C53 Cervix uteri	69	5.4	4.4
8	C33-C34 Trachea, bronchus and lung	68	5.3	4.3
9	C61 Prostate	64	5.0	4.1
10	C56 Ovary	59	4.6	3.8
<b>Total</b>		<b>1572</b>	<b>122.2</b>	<b>100</b>

## Central Province

## Kandy

Rank	ICD code and site	Cases	CR	%
1	C50 Breast	300	20.2	17.7
2	C18-C19 Colon and rectum	134	9.0	7.9
3	C33-C34 Trachea, bronchus and lung	113	7.6	6.7
4	C73 Thyroid	111	7.5	6.5
5	C00-C06 Lip, tongue and mouth	98	6.6	5.8
6	C91-C95 Leukaemia	96	6.5	5.7
7	C15 Oesophagus	95	6.4	5.6
8	C81-C86, C96 Lymphoma	90	6.1	5.3
9	C56 Ovary	76	5.1	4.5
10	C54-C55 Uterus	57	3.8	3.4
<b>Total (all sites)</b>		<b>1697</b>	<b>114.4</b>	<b>100</b>

## Matale

Rank	ICD code and site	Cases	CR	%
1	C50 Breast	80	15.2	10.8
2	C15 Oesophagus	78	14.9	10.5
3	C00-C06 Lip, tongue and mouth	70	13.3	9.4
4	C73 Thyroid	62	11.8	8.3
5	C18-C19 Colon and rectum	56	10.7	7.5
6	C33-C34 Trachea, bronchus and lung	53	10.1	7.1
7	C09-C14 Pharynx	30	5.7	4.0
8	C53 Cervix uteri	30	5.7	4.0
9	C81-C86, C96 Lymphoma	25	4.8	3.4
10	C54-C55 Uterus	24	4.6	3.2
<b>Total (all sites)</b>		<b>743</b>	<b>141.6</b>	<b>100</b>

## Nuwara Eliya

Rank	ICD code and site	Cases	CR	%
1	C15 Oesophagus	82	10.6	12.8
2	C50 Breast	75	9.7	11.7
3	C00-C06 Lip, tongue and mouth	53	6.9	8.2
4	C18-C19 Colon and rectum	36	4.7	5.6
5	C73 Thyroid	36	4.7	5.6
6	C56 Ovary	32	4.1	5.0
7	C33-C34 Trachea, bronchus and lung	31	4.0	4.8
8	C91-C95 Leukaemia	27	3.5	4.2
9	C53 Cervix uteri	26	3.4	4.0
10	C09-C14 Pharynx	24	3.1	3.7
<b>Total (all sites)</b>		<b>643</b>	<b>83.2</b>	<b>100</b>

## Southern Province

## Galle

Rank	ICD code and site	Cases	CR	%
1	C50 Breast	149	13.1	14.8
2	C18-C19 Colon and rectum	94	8.3	9.3
3	C73 Thyroid	92	8.1	9.1
4	C00-C06 Lip, tongue and mouth	83	7.3	8.2
5	C33-C34 Trachea, bronchus and lung	80	7.0	7.9
6	C15 Oesophagus	50	4.4	5.0
7	C81-C86, C96 Lymphoma	43	3.8	4.3
8	C91-C95 Leukaemia	40	3.5	4.0
9	C56 Ovary	36	3.2	3.6
10	C61 Prostate	36	3.2	3.6
<b>Total (all sites)</b>		<b>1010</b>	<b>89</b>	<b>100</b>

## Hambanthota

Rank	ICD code and site	Cases	CR	%
1	C73 Thyroid	98	14.7	15.2
2	C00-C06 Lip, tongue and mouth	66	9.9	10.2
3	C50 Breast	66	9.9	10.2
4	C18-C19 Colon and rectum	49	7.3	7.6
5	C53 Cervix uteri	34	5.1	5.3
6	C61 Prostate	33	4.9	5.1
7	C33-C34 Trachea, bronchus and lung	31	4.6	4.8
8	C81-C86, C96 Lymphoma	31	4.6	4.8
9	C91-C95 Leukaemia	24	3.6	3.7
10	C15 Oesophagus	21	3.1	3.3
<b>Total (all sites)</b>		<b>645</b>	<b>96.6</b>	<b>100</b>

## Matara

Rank	ICD code and site	Cases	CR	%
1	C50 Breast	88	10.2	11.2
2	C00-C06 Lip, tongue and mouth	78	9.0	9.9
3	C73 Thyroid	68	7.8	8.6
4	C18-C19 Colon and rectum	57	6.6	7.2
5	C33-C34 Trachea, bronchus and lung	54	6.2	6.9
6	C15 Oesophagus	42	4.8	5.3
7	C56 Ovary	38	4.4	4.8
8	C81-C86, C96 Lymphoma	38	4.4	4.8
9	C91-C95 Leukaemia	38	4.4	4.8
10	C61 Prostate	33	3.8	4.2
<b>Total (all sites)</b>		<b>788</b>	<b>90.9</b>	<b>100</b>

## Nothern Province

### Jaffna

Rank	ICD code and site		Cases	CR	%
1	C50	Breast	118	19.0	11.5
2	C00-C06	Lip, tongue and mouth	107	17.2	10.5
3	C15	Oesophagus	101	16.3	9.9
4	C73	Thyroid	65	10.5	6.4
5	C09-C14	Pharynx	62	10.0	6.1
6	C18-C19	Colon and rectum	60	9.7	5.9
7	C33-C34	Trachea, bronchus and lung	59	9.5	5.8
8	C61	Prostate	38	6.1	3.7
9	C32	Larynx	34	5.5	3.3
10	C56	Ovary	34	5.5	3.3
<b>Total</b>		<b>(all sites)</b>	<b>1023</b>	<b>164.6</b>	<b>100</b>

### Kilinochchi

Rank	ICD code and site		Cases	CR	%
1	C00-C06	Lip, tongue and mouth	17	13.0	12.9
2	C09-C14	Pharynx	16	12.2	12.1
3	C33-C34	Trachea, bronchus and lung	14	10.7	10.6
4	C53	Cervix uteri	9	6.9	6.8
5	C15	Oesophagus	8	6.1	6.1
6	C50	Breast	8	6.1	6.1
7	C56	Ovary	6	4.6	4.5
8	C73	Thyroid	6	4.6	4.5
9	C32	Larynx	5	3.8	3.8
10	C43-C44	Skin	5	3.8	3.8
<b>Total</b>		<b>(all sites)</b>	<b>132</b>	<b>100.9</b>	<b>100</b>

### Mannar

Rank	ICD code and site		Cases	CR	%
1	C73	Thyroid	15	13.4	13.9
2	C18-C19	Colon and rectum	12	10.7	11.1
3	C00-C06	Lip, tongue and mouth	11	9.8	10.2
4	C33-C34	Trachea, bronchus and lung	9	8.0	8.3
5	C61	Prostate	9	8.0	8.3
6	C50	Breast	7	6.3	6.5
7	C53	Cervix uteri	6	5.4	5.6
8	C32	Larynx	4	3.6	3.7
9	C49	Connective and soft tissue	4	3.6	3.7
10	C70-C72	Brain, nervous system	4	3.6	3.7
<b>Total</b>		<b>(all sites)</b>	<b>108</b>	<b>13.4</b>	<b>100</b>

**Mullativu**

Rank	ICD code and site	Cases	CR	%
1	C00-C06 Lip, tongue and mouth	9	9.2	8.8
2	C15 Oesophagus	8	8.2	7.8
3	C33-C34 Trachea, bronchus and lung	8	8.2	7.8
4	C50 Breast	8	8.2	7.8
5	C73 Thyroid	8	8.2	7.8
6	C53 Cervix uteri	7	7.2	6.9
7	C09-C14 Pharynx	6	6.2	5.9
8	C61 Prostate	6	6.2	5.9
9	C22 Liver	4	4.1	3.9
10	C43-C44 Skin	4	4.1	3.9
<b>Total (all sites)</b>		<b>102</b>	<b>104.6</b>	<b>100</b>

**Vavuniya**

Rank	ICD code and site	Cases	CR	%
1	C00-C06 Lip, tongue and mouth	22	11.50	11.2
2	C53 Cervix uteri	20	10.45	10.2
3	C73 Thyroid	17	8.89	8.7
4	C50 Breast	13	6.79	6.6
5	C09-C14 Pharynx	12	6.27	6.1
6	C33-C34 Trachea, bronchus and lung	12	6.27	6.1
7	C91-C95 Leukaemia	10	5.23	5.1
8	C18-C19 Colon and rectum	8	4.18	4.1
9	C56 Ovary	7	3.66	3.6
10	D46 MDS	6	3.14	3.1
<b>Total (all sites)</b>		<b>196</b>	<b>102.4</b>	<b>100.0</b>



## Eastern Province

## Ampara

Rank	ICD code and site	Cases	CR	%
1	C50 Breast	85	11.5	13.9
2	C33-C34 Trachea, bronchus and lung	73	9.9	11.9
3	C73 Thyroid	72	9.8	11.8
4	C00-C06 Lip, tongue and mouth	62	8.4	10.1
5	C18-C19 Colon and rectum	43	5.8	7.0
6	C56 Ovary	26	3.5	4.3
7	C81-C86, C96 Lymphoma	24	3.3	3.9
8	C91-C95 Leukaemia	19	2.6	3.1
9	C09-C14 Pharynx	17	2.3	2.8
10	C15 Oesophagus	16	2.2	2.6
<b>Total (all sites)</b>		<b>611</b>	<b>83</b>	<b>100</b>

## Batticaloa

Rank	ICD code and site	Cases	CR	%
1	C50 Breast	76	13.1	15.0
2	C00-C06 Lip, tongue and mouth	57	9.8	11.3
3	C53 Cervix uteri	34	5.9	6.7
4	C18-C19 Colon and rectum	32	5.5	6.3
5	C33-C34 Trachea, bronchus and lung	32	5.5	6.3
6	C15 Oesophagus	27	4.7	5.3
7	C73 Thyroid	23	4.0	4.6
8	C09-C14 Pharynx	21	3.6	4.2
9	C91-C95 Leukaemia	19	3.3	3.8
10	C43-C44 Skin	18	3.1	3.6
<b>Total (all sites)</b>		<b>505</b>	<b>87.2</b>	<b>100</b>

## Trincomalee

Rank	ICD code and site	Cases	CR	%
1	C50 Breast	73	16.9	19.7
2	C73 Thyroid	39	9.0	10.5
3	C00-C06 Lip, tongue and mouth	35	8.1	9.5
4	C53 Cervix uteri	28	6.5	7.6
5	C18-C19 Colon and rectum	18	4.2	4.9
6	C33-C34 Trachea, bronchus and lung	17	3.9	4.6
7	C91-C95 Leukaemia	15	3.5	4.1
8	C56 Ovary	14	3.2	3.8
9	C15 Oesophagus	12	2.8	3.2
10	C54-C55 Uterus	12	2.8	3.2
<b>Total (all sites)</b>		<b>370</b>	<b>85.7</b>	<b>100</b>

## North Western Province

## Kurunegala

Rank	ICD code and site		Cases	CR	%
1	C50	Breast	288	16.7	14.7
2	C00-C06	Lip, tongue and mouth	216	12.5	11.0
3	C18-C19	Colon and rectum	148	8.6	7.6
4	C73	Thyroid	139	8.1	7.1
5	C15	Oesophagus	130	7.5	6.6
6	C33-C34	Trachea, bronchus and lung	89	5.2	4.5
7	C09-C14	Pharynx	82	4.8	4.2
8	C81-C86, C96	Lymphoma	81	4.7	4.1
9	C53	Cervix uteri	76	4.4	3.9
10	C56	Ovary	70	4.1	3.6
<b>Total</b>		<b>(all sites)</b>	<b>1958</b>	<b>113.5</b>	<b>100</b>

## Puttalam

Rank	ICD code and site		Cases	CR	%
1	C50	Breast	120	82.3	17.4
2	C00-C06	Lip, tongue and mouth	77	14.3	11.2
3	C73	Thyroid	59	9.2	8.6
4	C18-C19	Colon and rectum	49	7.1	7.1
5	C53	Cervix uteri	35	5.9	5.1
6	C15	Oesophagus	34	4.2	4.9
7	C91-C95	Leukaemia	32	4.1	4.6
8	C09-C14	Pharynx	30	3.8	4.4
9	C56	Ovary	22	2.6	3.2
10	C81-C86, C96	Lymphoma	22	2.6	3.2
<b>Total</b>		<b>(all sites)</b>	<b>689</b>	<b>82.3</b>	<b>100</b>

## North Central Province

### Anuradhapura

Rank	ICD code and site	Cases	CR	%
1	C50 Breast	101	10.7	10.4
2	C73 Thyroid	101	10.7	10.4
3	C00-C06 Lip, tongue and mouth	100	10.6	10.3
4	C33-C34 Trachea, bronchus and lung	76	8.1	7.9
5	C18-C19 Colon and rectum	67	7.1	6.9
6	C15 Oesophagus	54	5.7	5.6
7	C53 Cervix uteri	54	5.7	5.6
8	C56 Ovary	48	5.1	5.0
9	C91-C95 Leukaemia	47	5.0	4.9
10	C09-C14 Pharynx	36	3.8	3.7
<b>Total (all sites)</b>		<b>968</b>	<b>102.7</b>	<b>100</b>

### Polonnaruwa

Rank	ICD code and site	Cases	CR	%
1	C00-C06 Lip, tongue and mouth	71	16.0	15.3
2	C73 Thyroid	57	12.9	12.3
3	C50 Breast	54	12.2	11.6
4	C33-C34 Trachea, bronchus and lung	46	10.4	9.9
5	C15 Oesophagus	31	7.0	6.7
6	C53 Cervix uteri	29	6.6	6.2
7	C18-C19 Colon and rectum	25	5.6	5.4
8	C09-C14 Pharynx	23	5.2	4.9
9	C91-C95 Leukaemia	11	2.5	2.4
10	C56 Ovary	10	2.3	2.2
<b>Total (all sites)</b>		<b>465</b>	<b>105.1</b>	<b>100</b>

## Uva Province

## Badulla

Rank	ICD code and site	Cases	CR	%
1	C00-C06 Lip, tongue and mouth	122	13.8	12.4
2	C50 Breast	108	12.2	11.0
3	C33-C34 Trachea, bronchus and lung	91	10.3	9.3
4	C18-C19 Colon and rectum	85	9.6	8.7
5	C73 Thyroid	83	9.4	8.5
6	C15 Oesophagus	82	9.3	8.4
7	C81-C86, C96 Lymphoma	41	4.6	4.2
8	C91-C95 Leukaemia	41	4.6	4.2
9	C53 Cervix uteri	36	4.1	3.7
10	C56 Ovary	34	3.8	3.5
<b>Total</b>	<b>(all sites)</b>	<b>982</b>	<b>110.8</b>	<b>100</b>

## Monaragala

Rank	ICD code and site	Cases	CR	%
1	C73 Thyroid	78	15.6	15.5
2	C00-C06 Lip, tongue and mouth	55	11.0	11.0
3	C50 Breast	51	10.2	10.2
4	C18-C19 Colon and rectum	42	8.4	8.4
5	C33-C34 Trachea, bronchus and lung	35	7.0	7.0
6	C15 Oesophagus	28	5.6	5.6
7	C61 Prostate	20	4.0	4.0
8	C91-C95 Leukaemia	20	4.0	4.0
9	C43-C44 Skin	18	3.6	3.6
10	C53 Cervix uteri	17	3.4	3.4
<b>Total</b>	<b>(all sites)</b>	<b>502</b>	<b>100.3</b>	<b>100</b>

## Sabaragamuwa Province

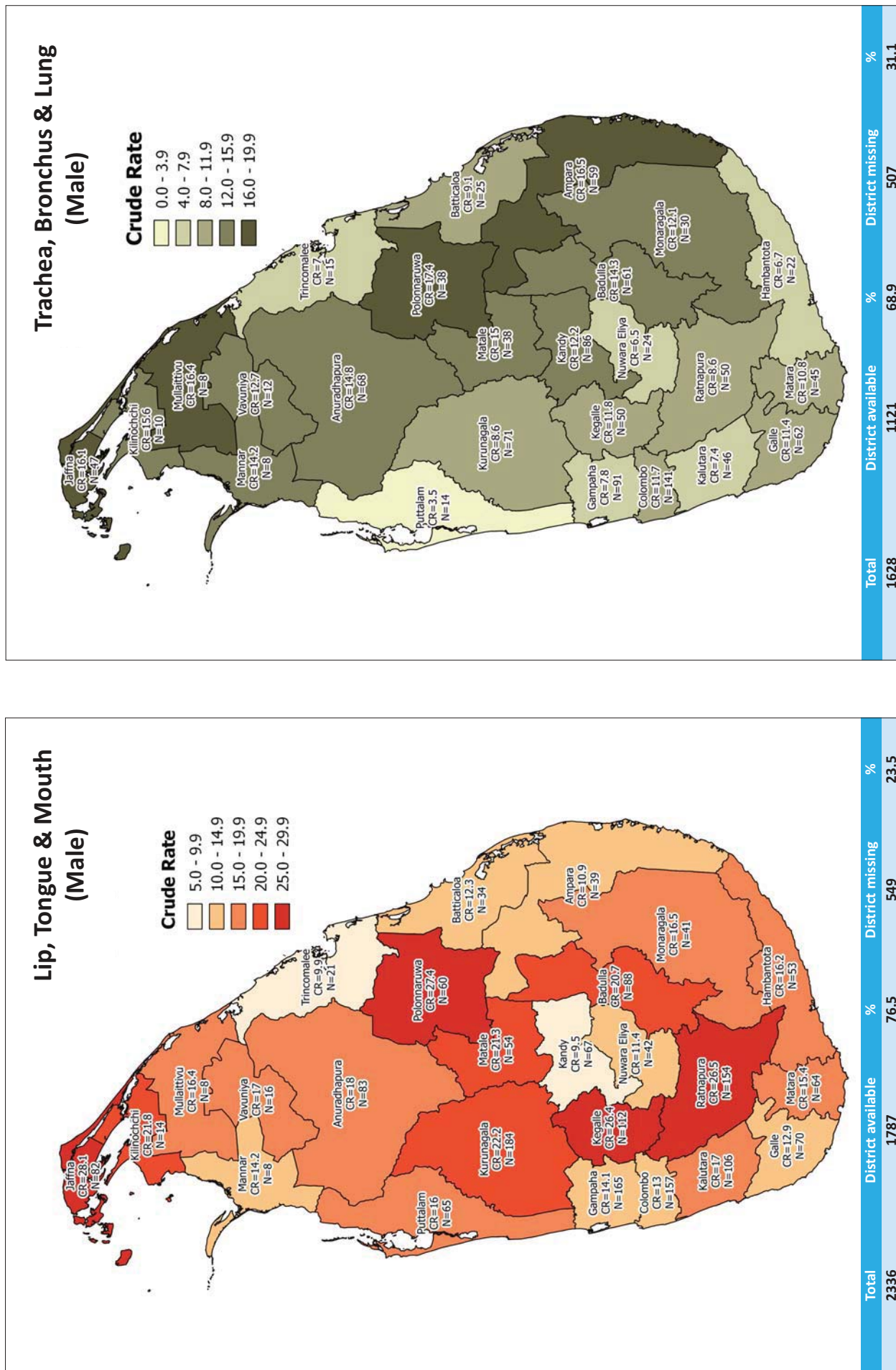
## Kegalle

Rank	ICD code and site	Cases	CR	%
1	C00-C06 Lip, tongue and mouth	149	16.7	12.9
2	C50 Breast	130	14.6	11.2
3	C73 Thyroid	103	11.6	8.9
4	C15 Oesophagus	100	11.2	8.6
5	C18-C19 Colon and rectum	97	10.9	8.4
6	C33-C34 Trachea, bronchus and lung	70	7.9	6.0
7	C09-C14 Pharynx	51	5.7	4.4
8	C81-C86, C96 Lymphoma	44	4.9	3.8
9	C56 Ovary	36	4.0	3.1
10	C91-C95 Leukaemia	35	3.9	3.0
<b>Total (all sites)</b>		<b>1159</b>	<b>130.1</b>	<b>100</b>

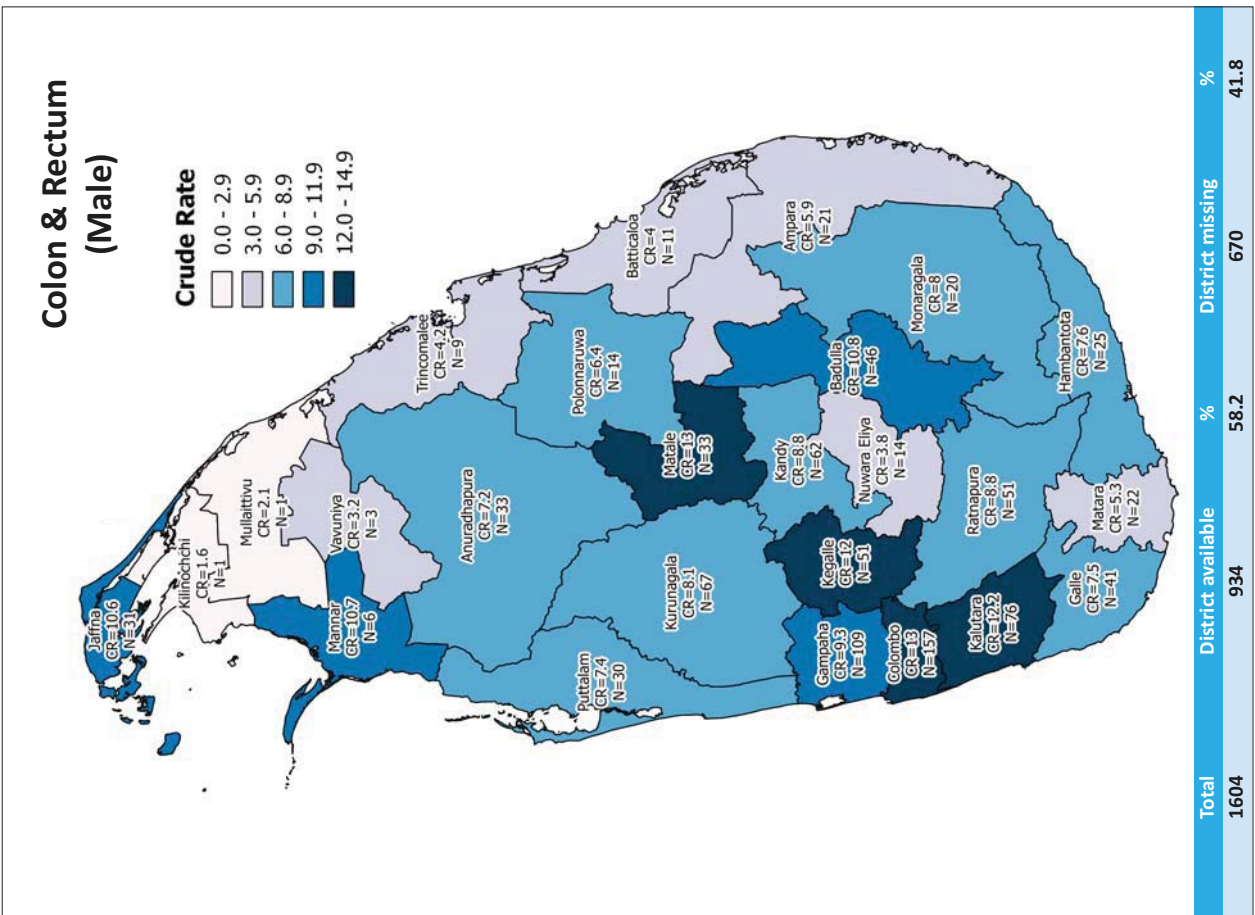
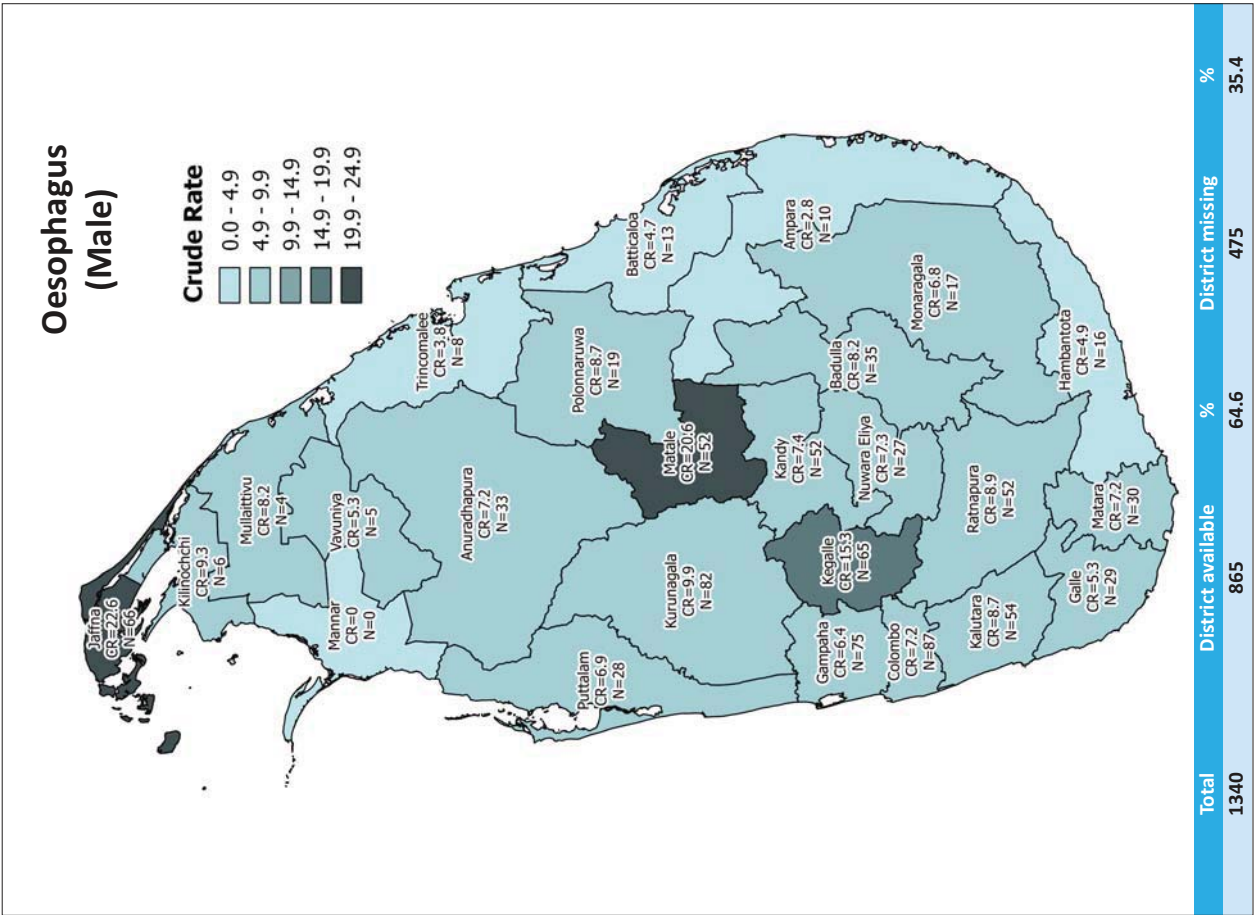
## Ratnapura

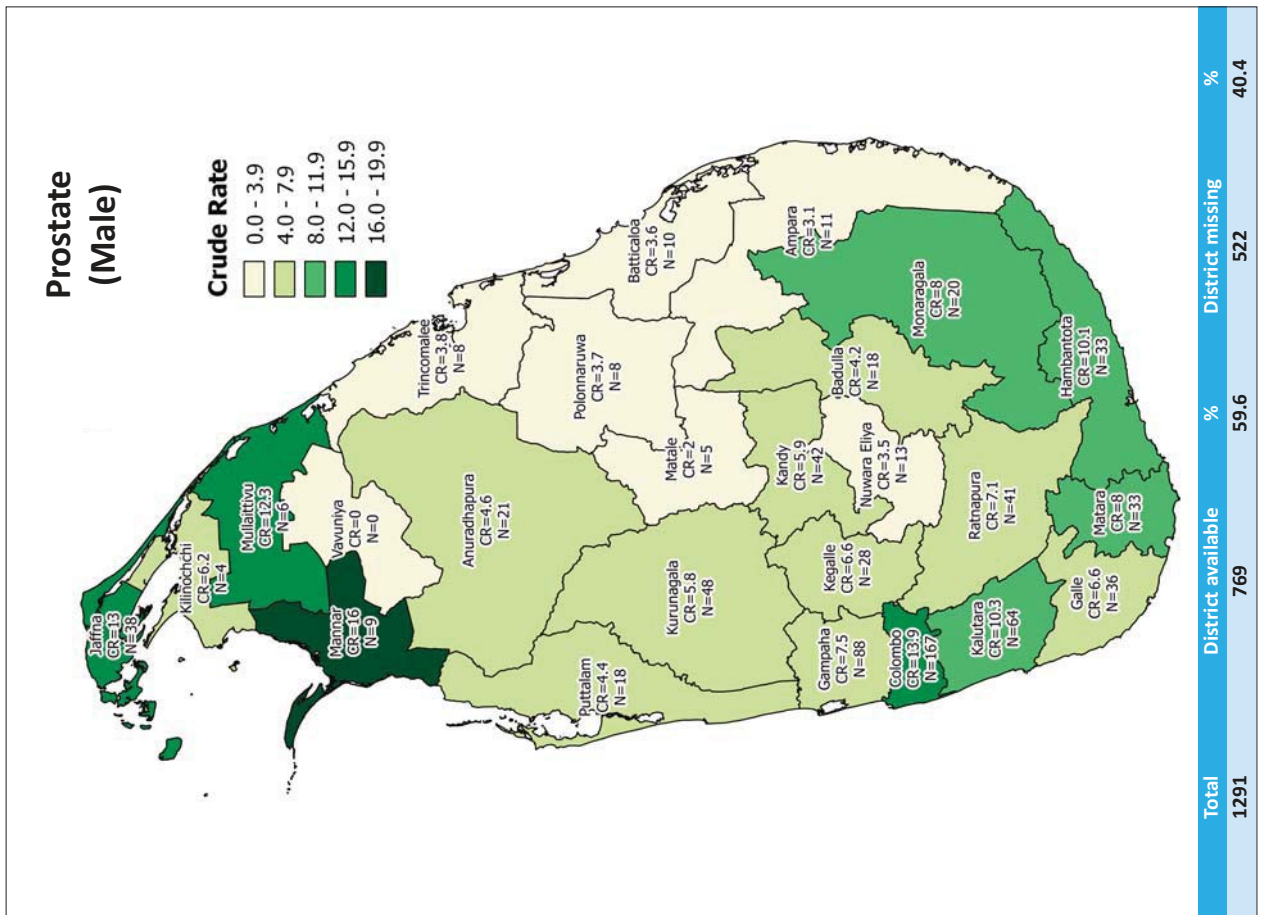
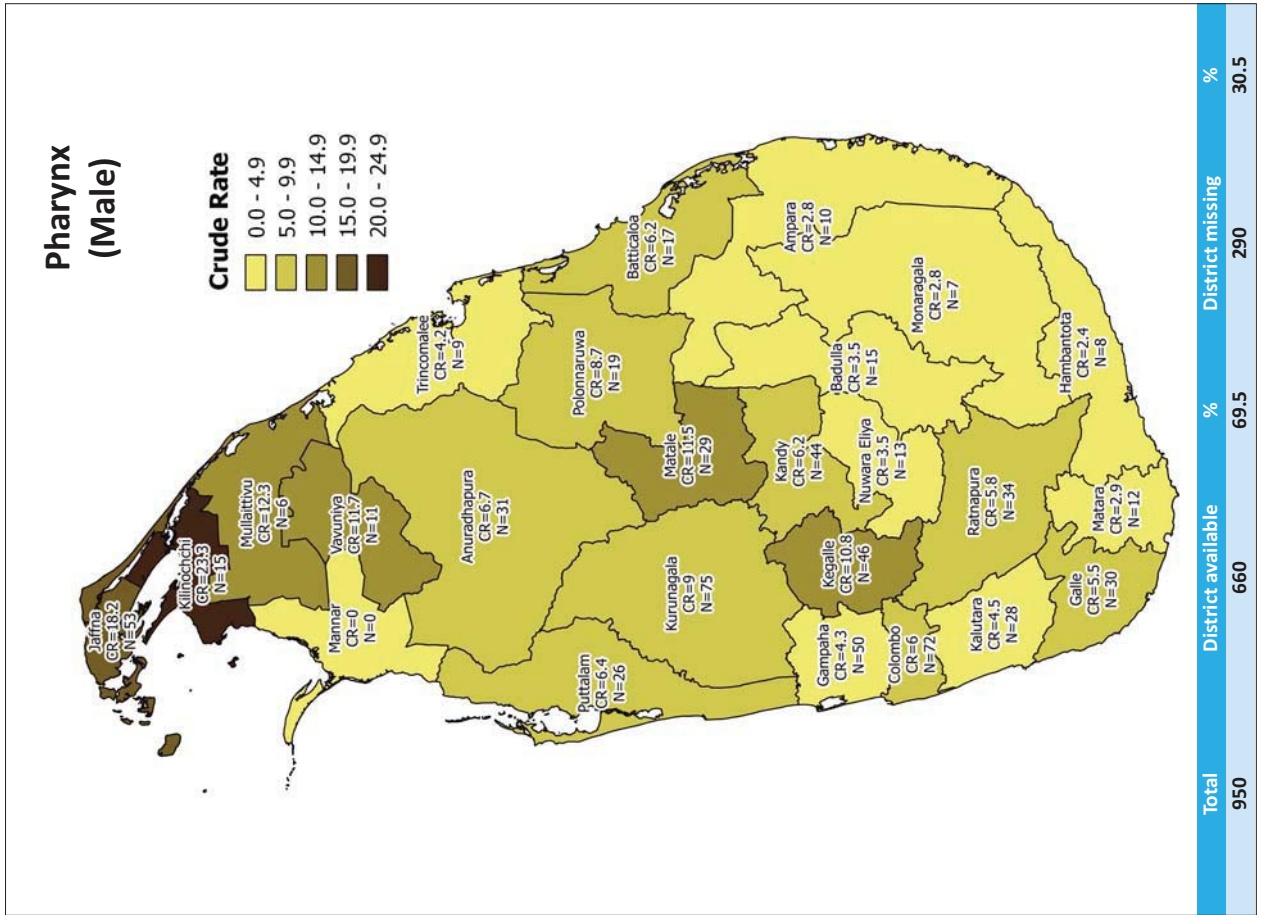
Rank	ICD code and site	Cases	CR	%
1	C00-C06 Lip, tongue and mouth	195	16.5	13.4
2	C50 Breast	191	16.2	13.1
3	C73 Thyroid	135	11.4	9.3
4	C15 Oesophagus	112	9.5	7.7
5	C18-C19 Colon and rectum	101	8.6	6.9
6	C56 Ovary	67	5.7	4.6
7	C81-C86, C96 Lymphoma	64	5.4	4.4
8	C33-C34 Trachea, bronchus and lung	62	5.3	4.3
9	C53 Cervix uteri	61	5.2	4.2
10	C91-C95 Leukaemia	55	4.7	3.8
<b>Total (all sites)</b>		<b>1457</b>	<b>123.5</b>	<b>100</b>

Figure 59: Cancer Incidence by districts among males in Sri Lanka – 2020

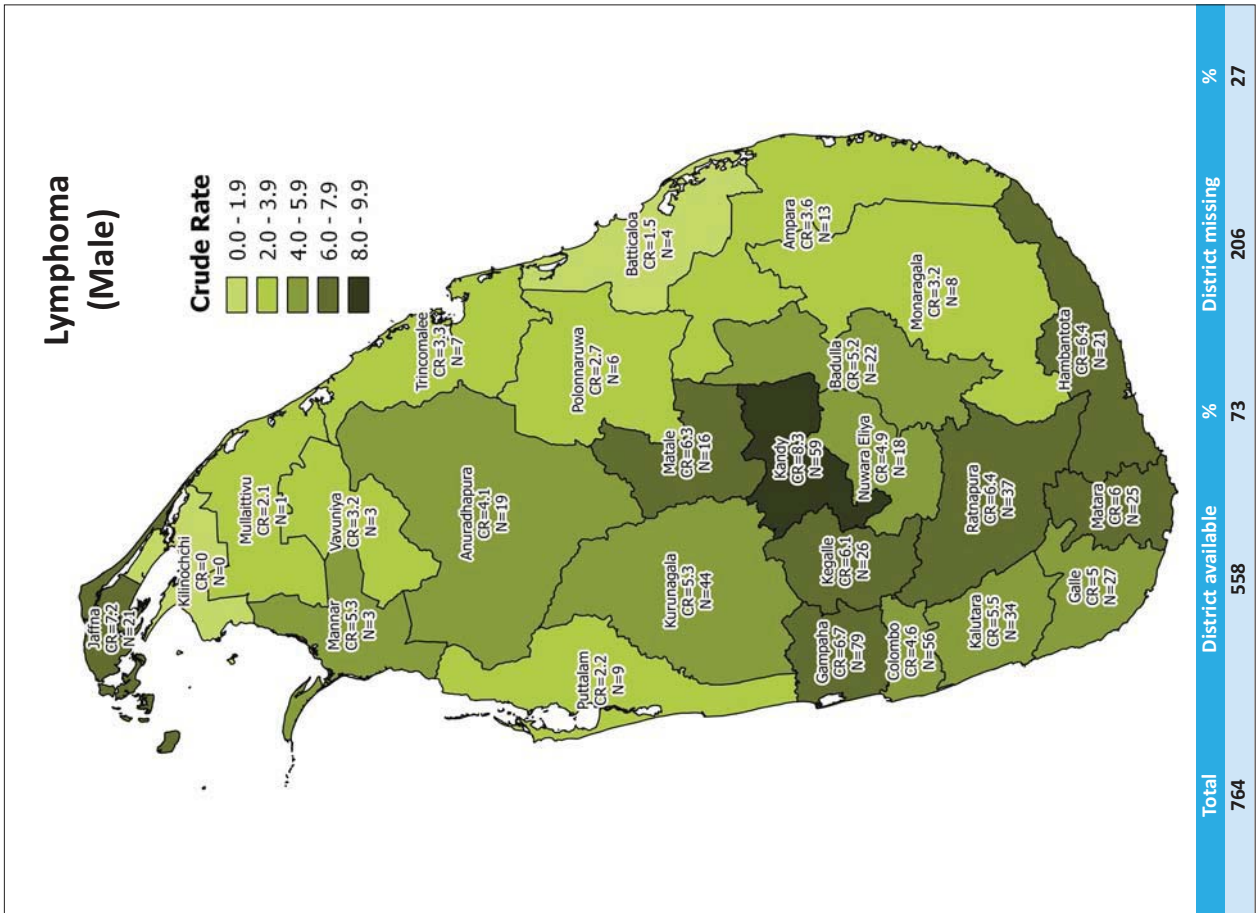
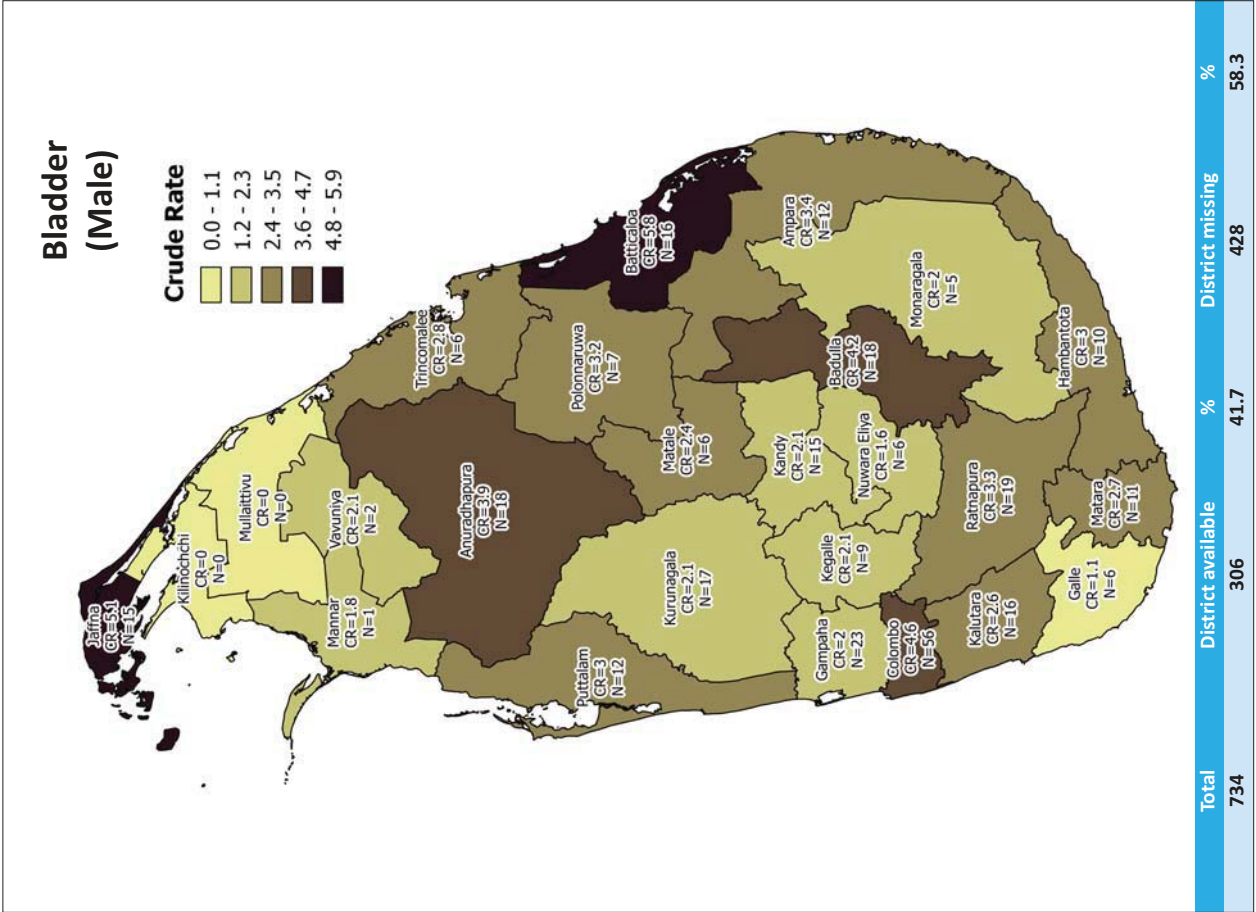












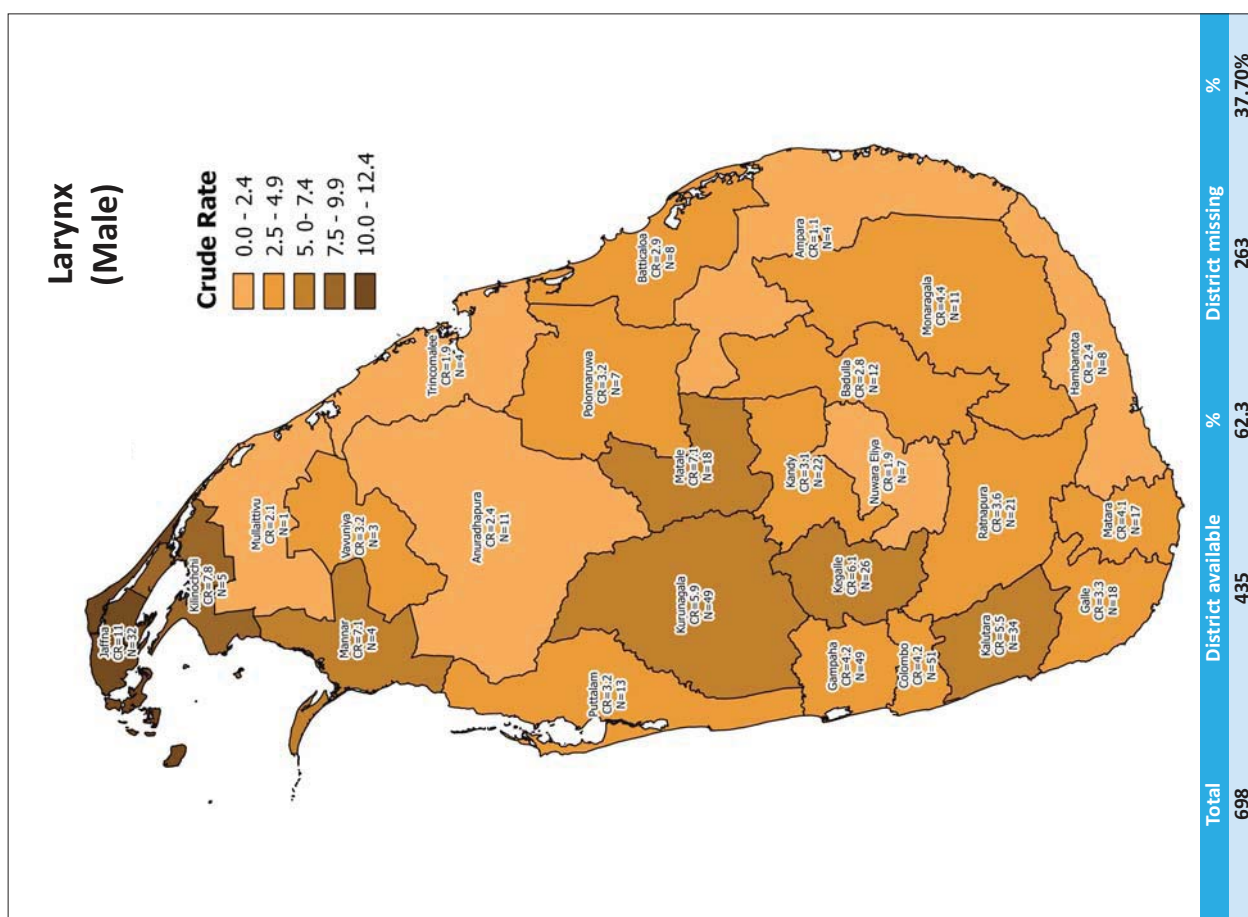
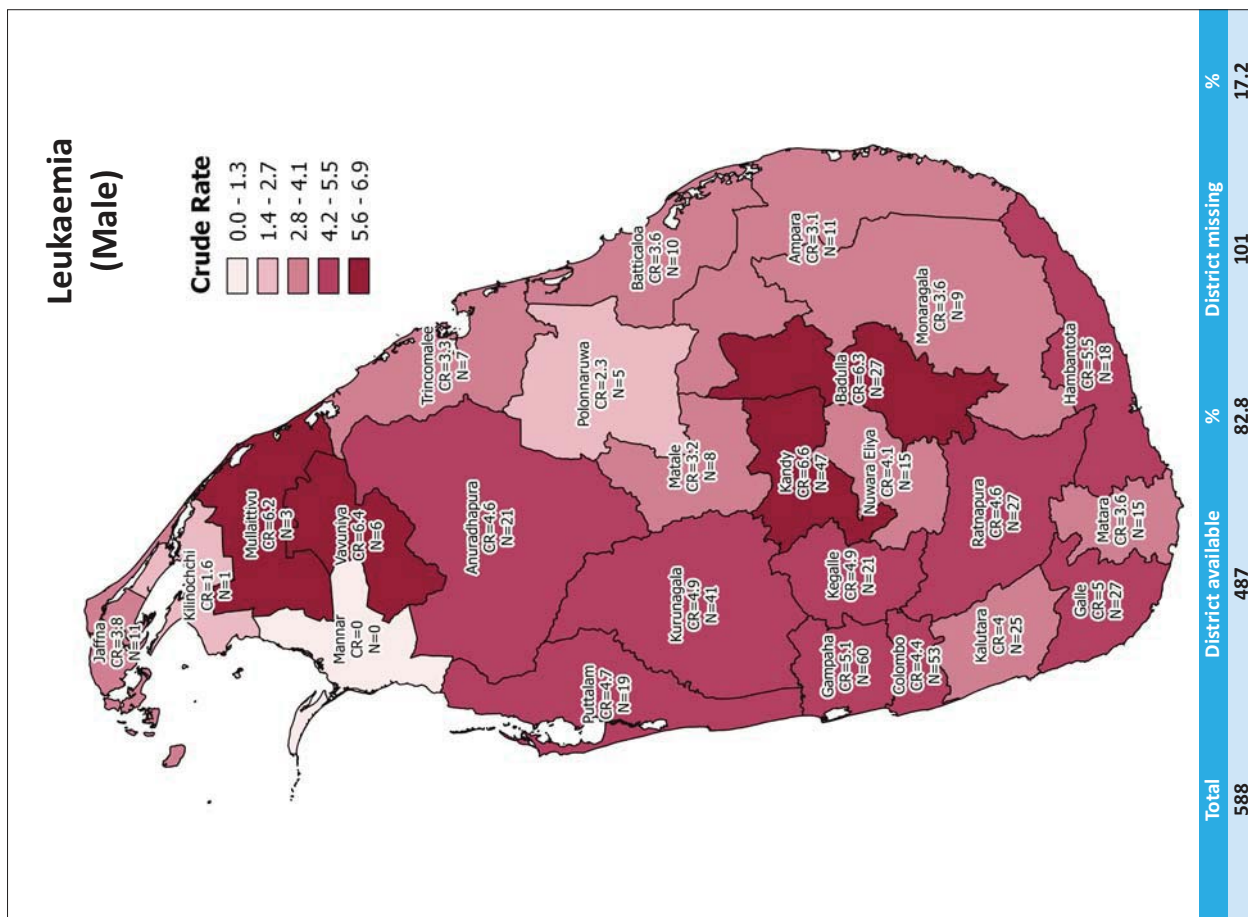
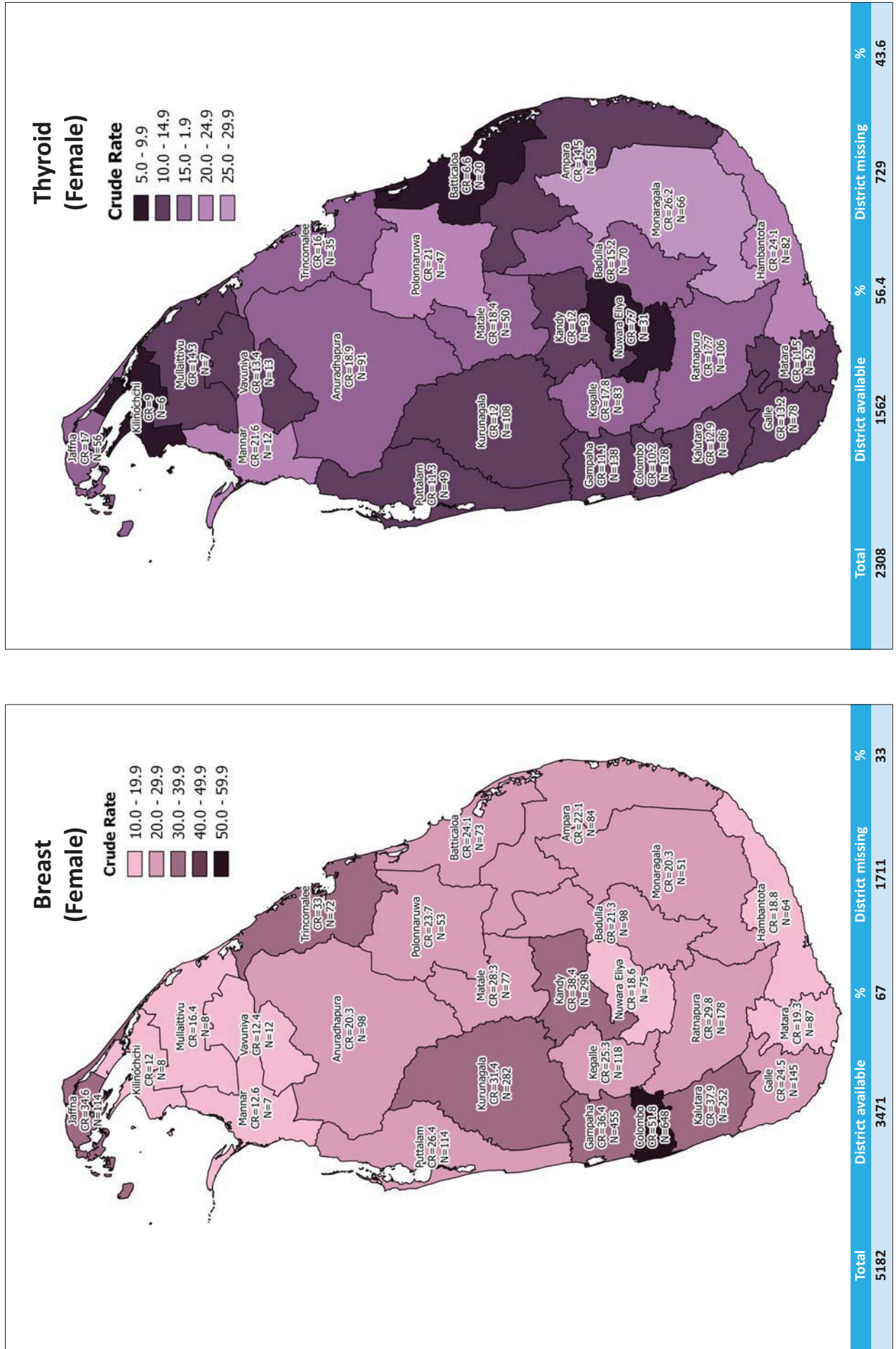
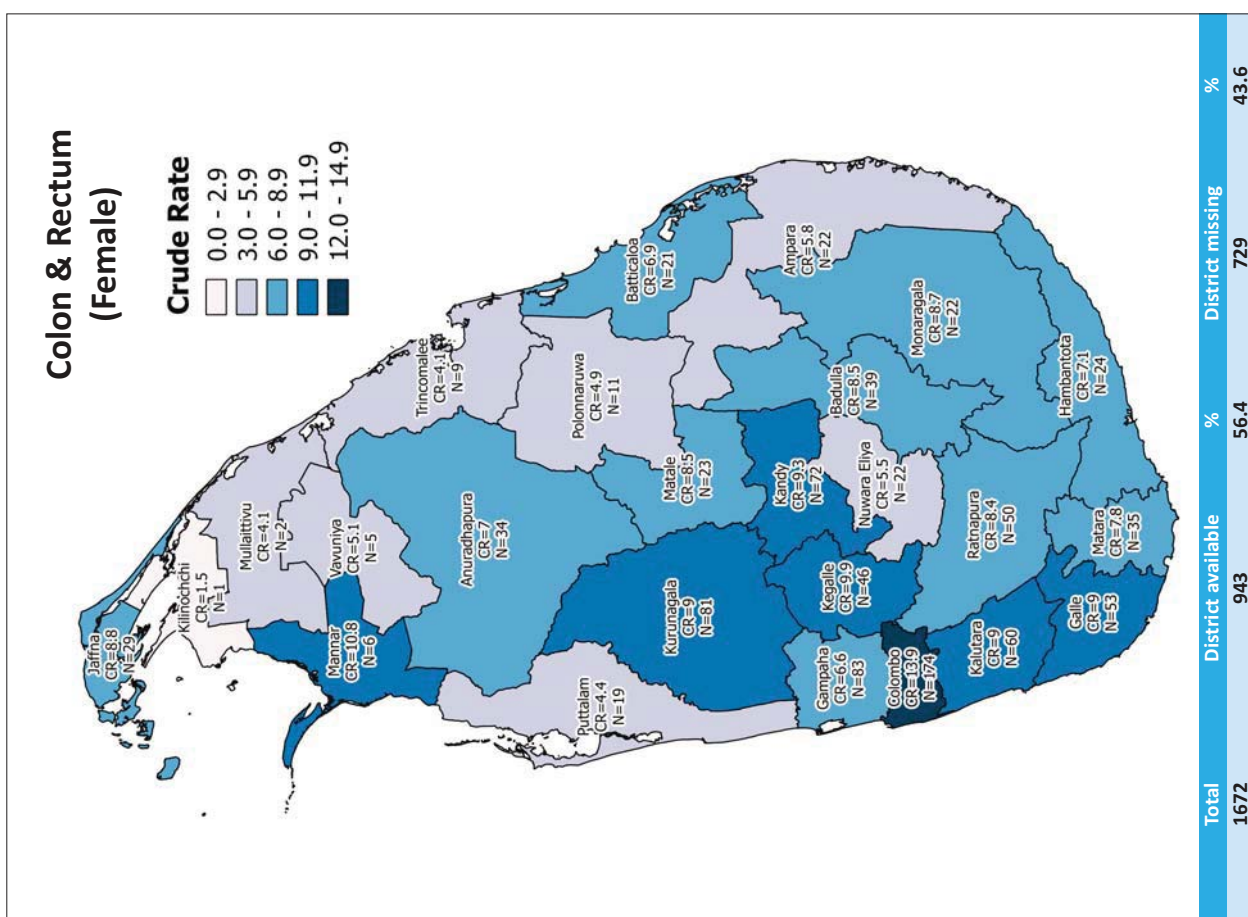
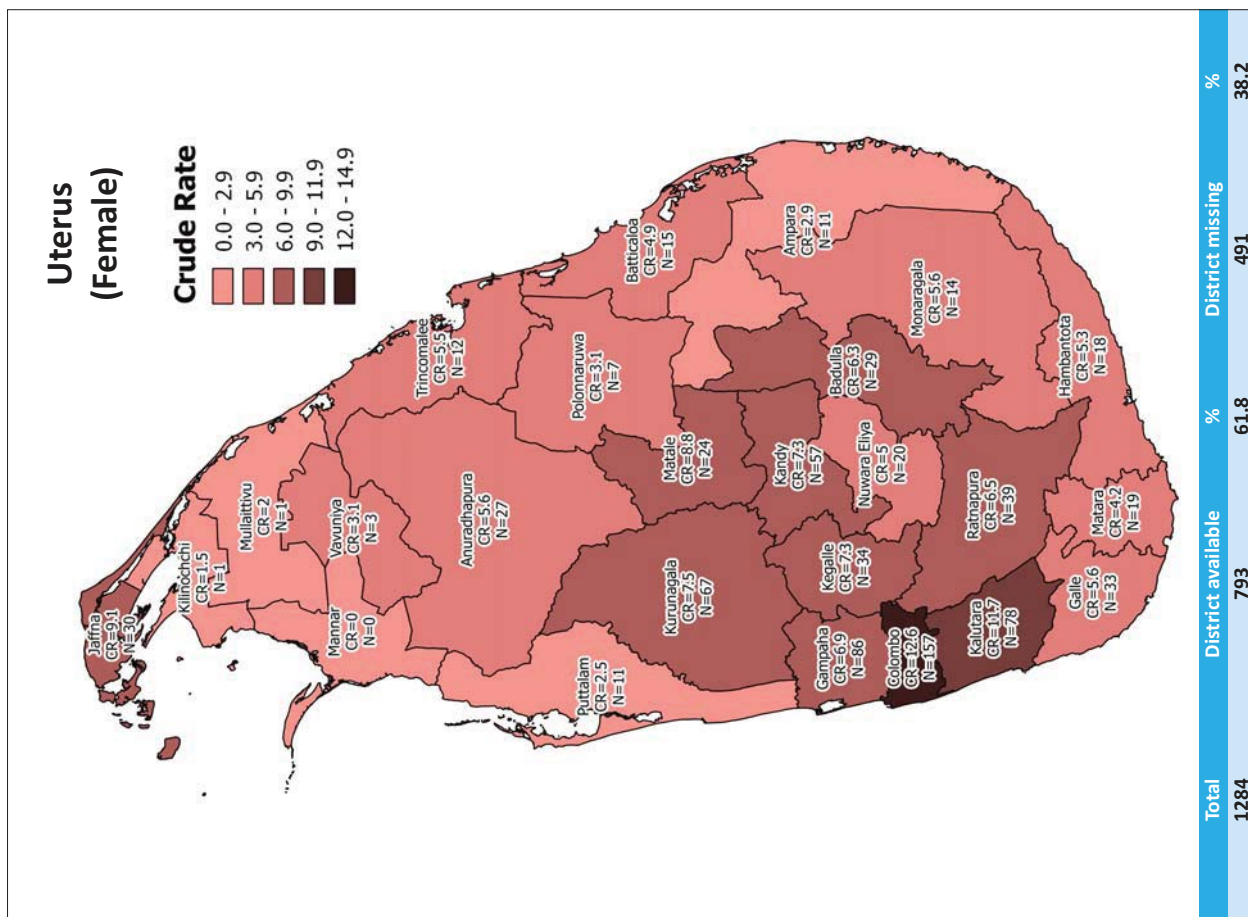


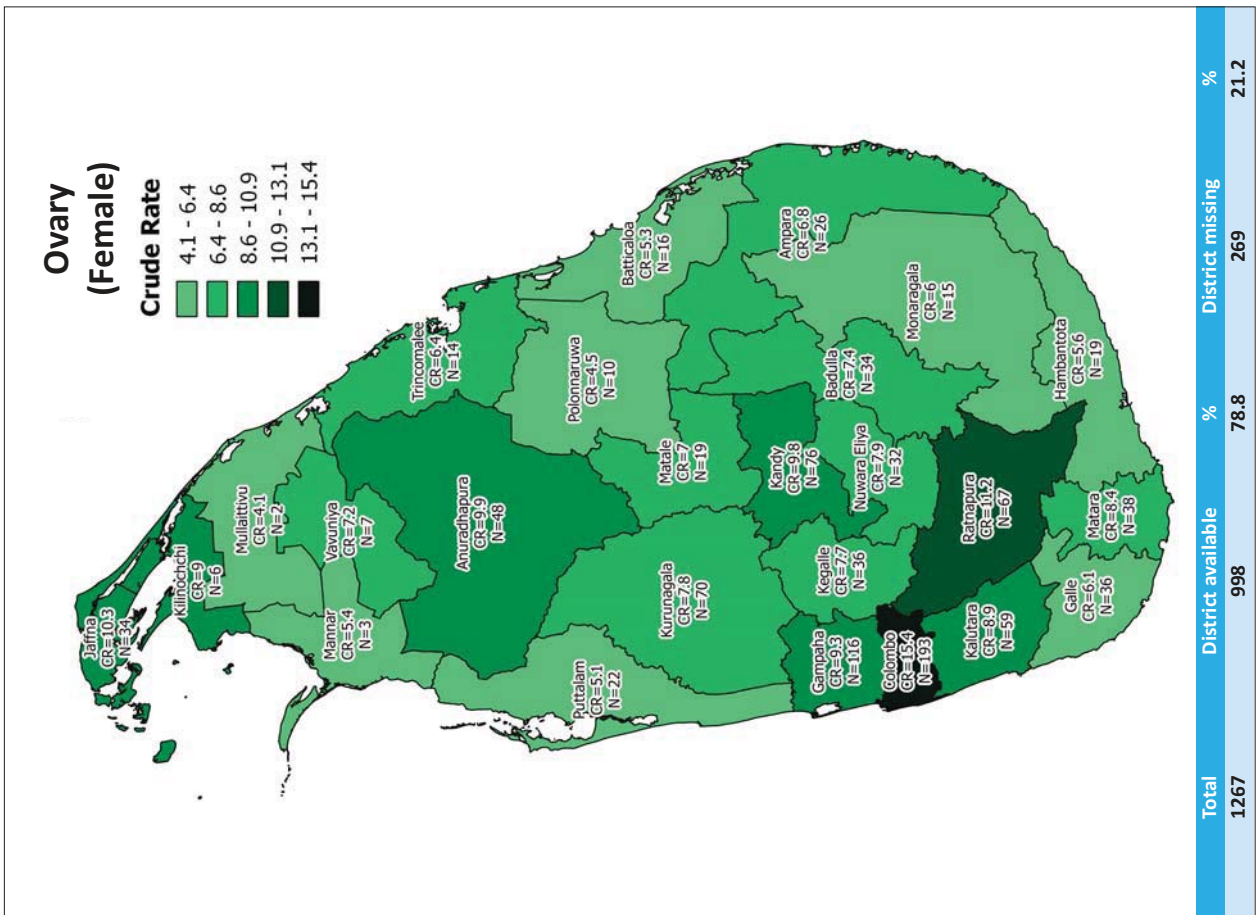
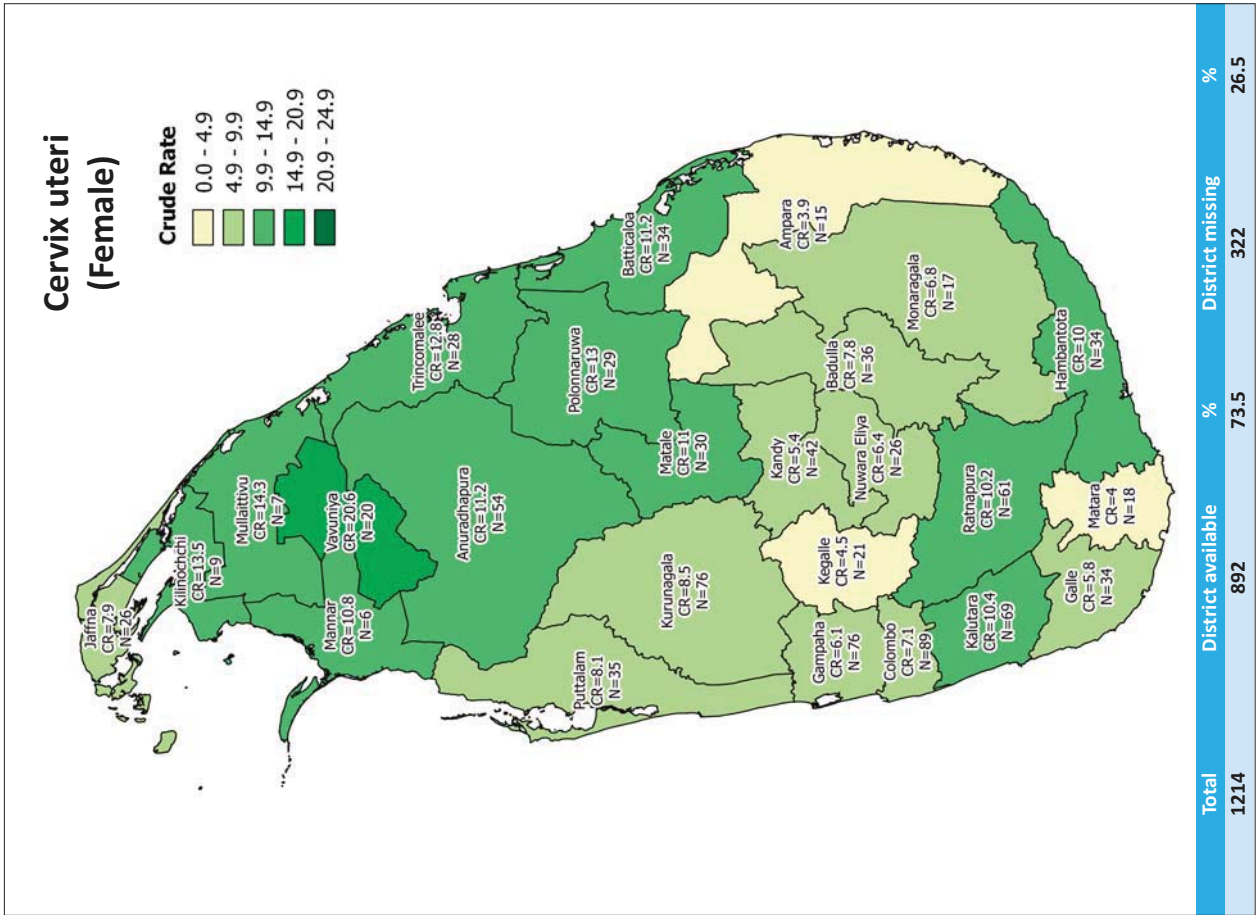


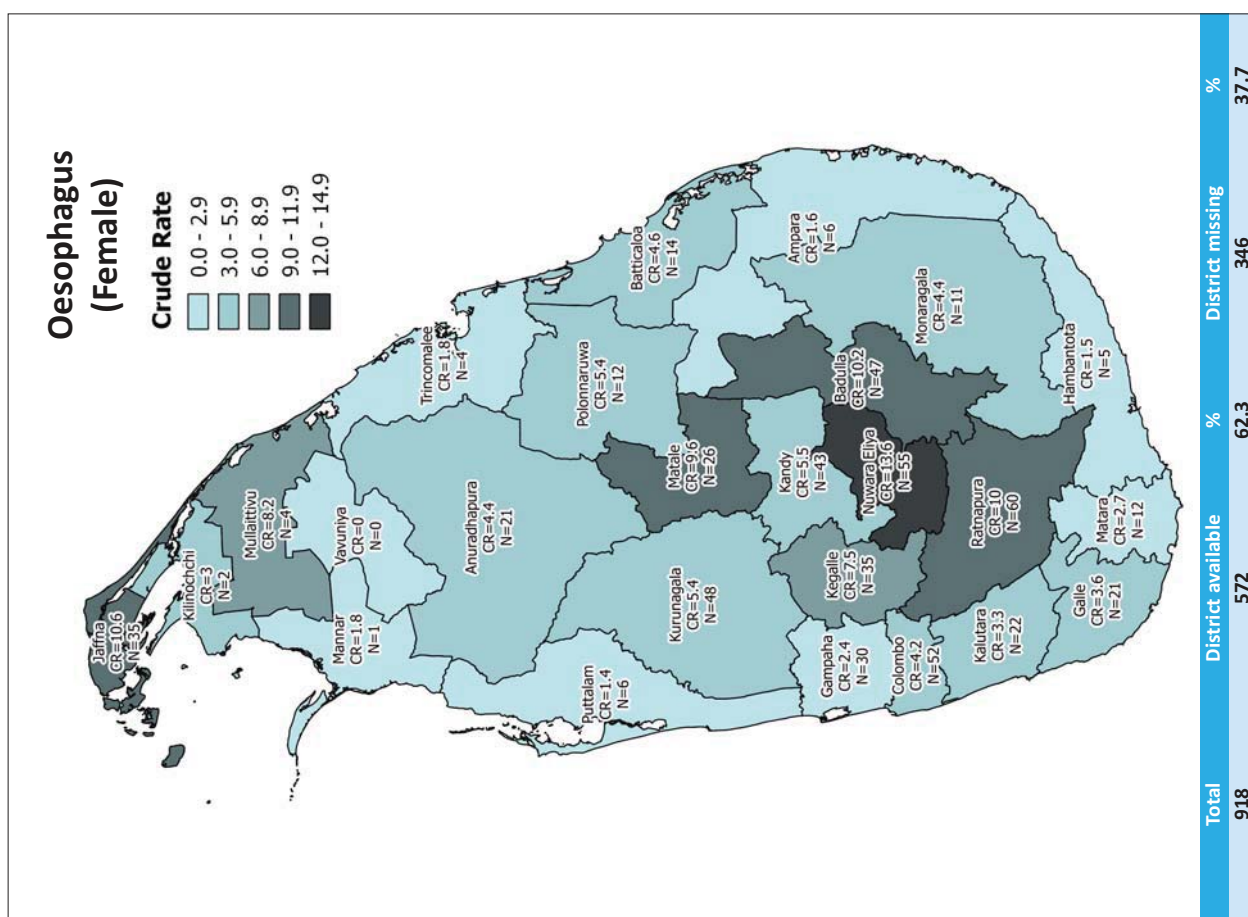
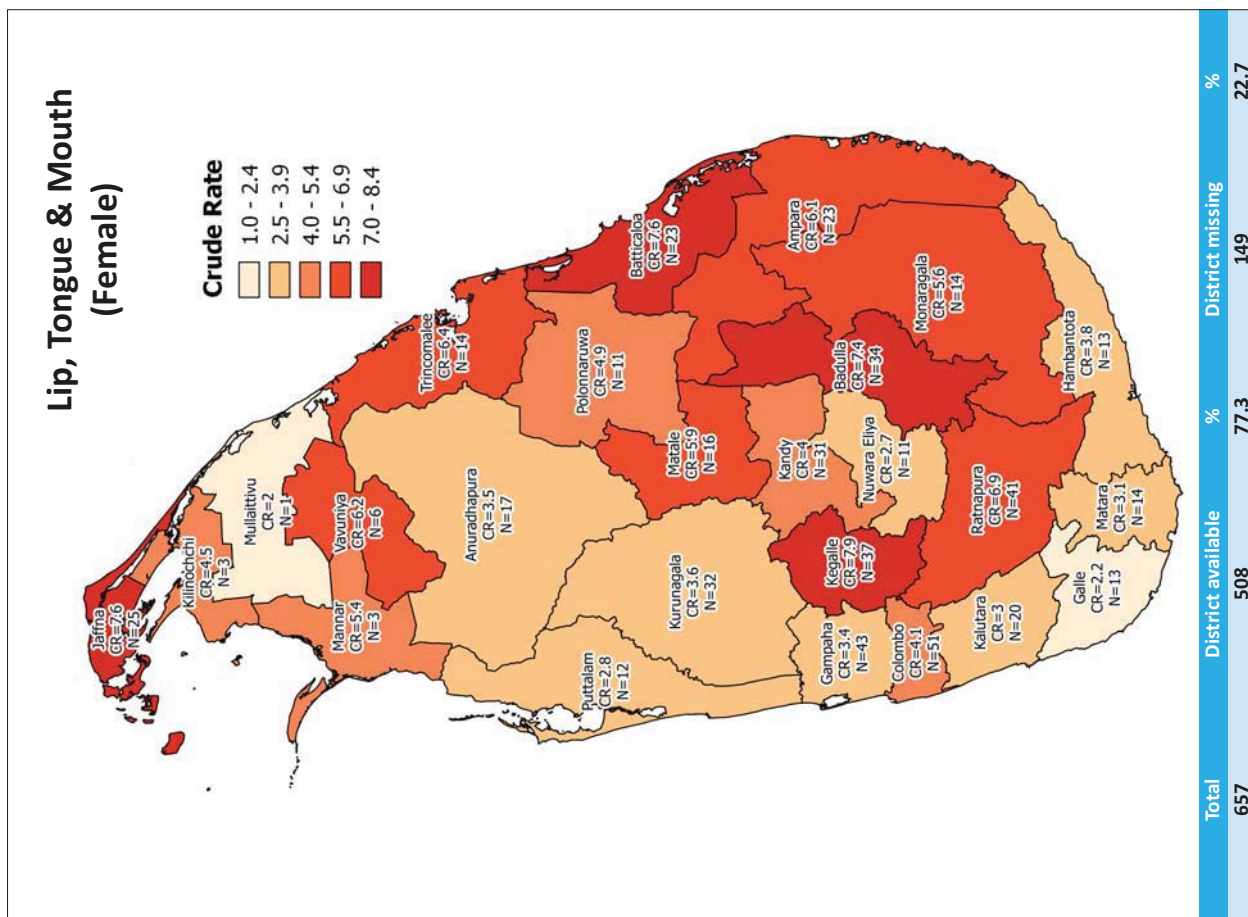
Figure 60: Cancer Incidence data by districts among Females in Sri Lanka – 2020



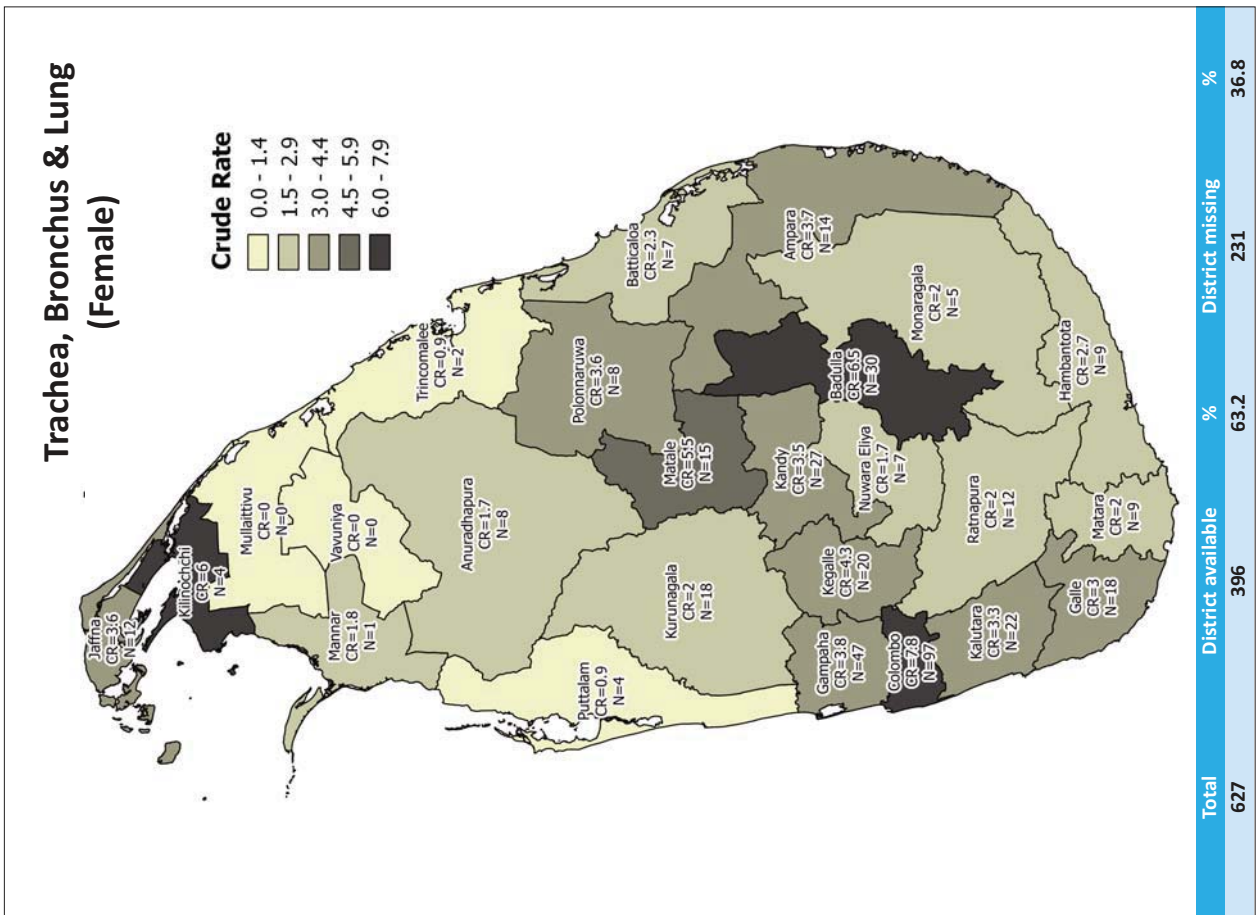
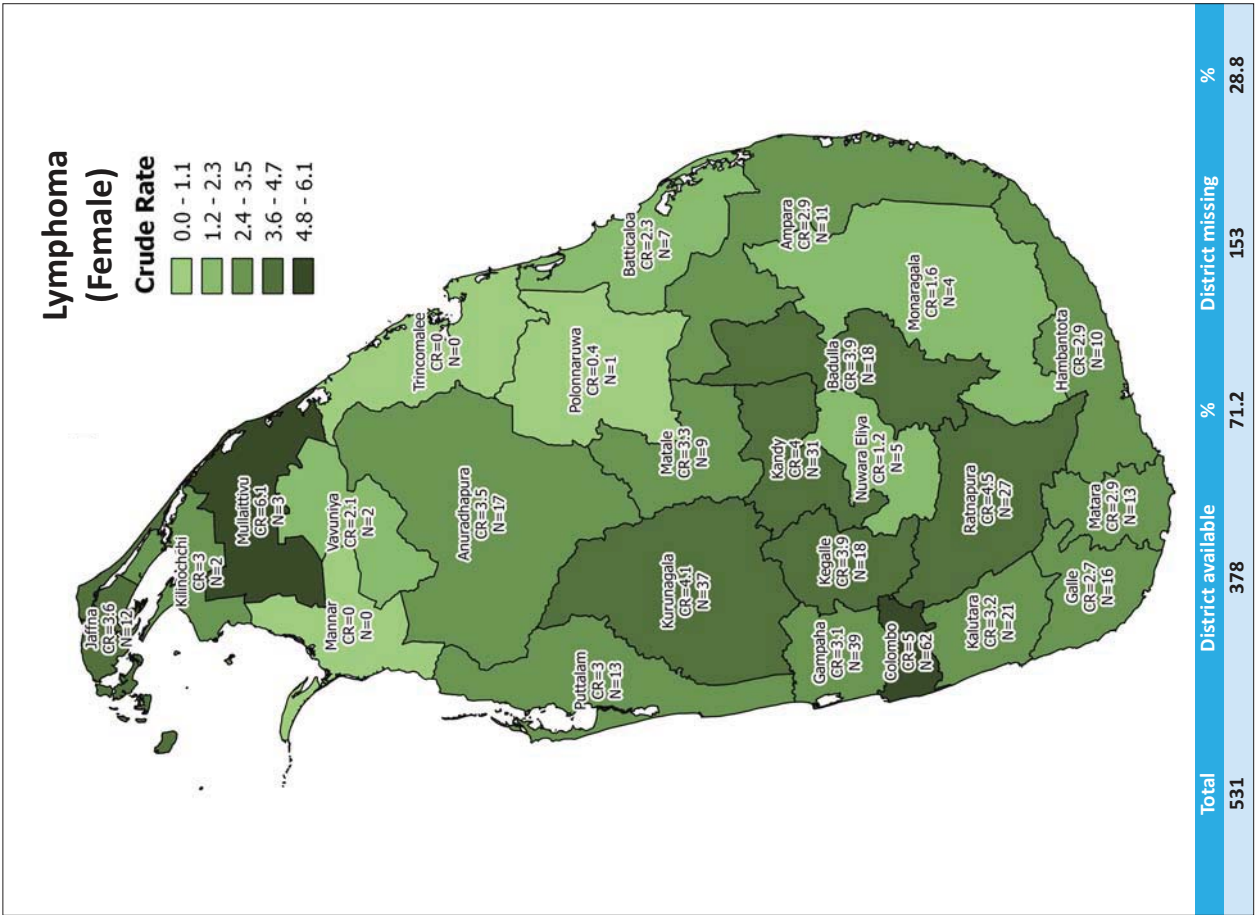












## Cancer Mortality Data Sri Lanka - 2020

### Introduction

Mortality data due to cancers were obtained through the (i) Department of Census & Statistics website based on data derived from the vital registration system of Sri Lanka, (ii) Annual Health Bulletin of Ministry of Health based on Indoor morbidity mortality return (IMMR) received from government hospital network

#### (i) Mortality data through the Vital Registration System

Information on deaths occurred due to cancers throughout the country are obtained through the cause of death data reported to vital registration system of Sri Lanka. This information is published by the Department of Census and Statistics. Cause of death data of year 2015 is the latest available information.

([http://www.statistics.gov.lk/Population/Vital\\_Statistics-2015](http://www.statistics.gov.lk/Population/Vital_Statistics-2015))

**Table 36: Deaths due to neoplasms out of all deaths reported to vital registration system of Sri Lanka 2001 – 2020**

Year	Population	Cancer Deaths		
		No.	CDR	PMR (%)
2001	18,797,000	8,063	42.9	7.1
2002	18,921,000	7,986	42.2	7.1
2003	19,173,000	8,396	43.8	7.3
2004	19,435,000	9,127	47.0	7.9
2005	19,644,000	9,403	47.9	7.1
2006	19,958,000	10,386	52.3	8.8
2007	20,039,000	10,631	53.1	8.9
2008*	20,246,000			
2009	20,450,000	11,286	55.2	8.8
2010	20,653,000	11,836	57.3	9.1
2011	20,892,000	12,267	58.7	10.0
2012	20,359,439	12,581	61.8	10.2
2013	20,585,041	12,954	62.9	10.2
2014	20,777,595	13,514	65.0	10.5
2015	20,970,488	13,825	65.9	10.5
2016*	21,202,665			
2017*	21,444,350			
2018*	21,669,511			
2019*	21,802,903			
2020*	21,919,415			

Source: Department of Census & Statistics, Sri Lanka

\* Not published

CDR-Crude Death Rate due to cancers per 100,000 population

PMR – Proportionate Mortality Ratio out of total deaths



**Table 37: Deaths due to neoplasms by sex out of all deaths reported to vital registration system of Sri Lanka 2001 – 2020**

Year	Male			Female		
	No.	CDR	ASDR	No.	CR	ASDR
2001	4375	46.7	52.1	3688	39.1	39.9
2002	4350	46.5	51.2	3636	37.9	38.6
2003	4614	48.7	53.6	3782	38.9	39.6
2004	4942	57.1	57.3	4185	42.9	44.0
2005	4983	50.9	57.0	4420	44.8	45.8
2006	5644	57.1	63.6	4742	47.6	48.7
2007	5827	58.5	65.4	4804	47.6	48.8
2008*						
2009	6105	60.2	67.6	5181	50.3	52.0
2010	6438	62.8	70.9	5398	51.9	53.5
2011	6641	64.0	72.5	5626	53.5	55.3
2012	6908	70.1	65.5	5673	54.0	44.4
2013	7166	71.9	67.4	5788	54.5	44.9
2014	7459	74.2	69.5	6055	56.5	46.5
2015	7726	76.1	71.4	6099	56.4	46.4
2016*						
2017*						
2018*						
2019*						
2020*						

Source: Department of Census & Statistics, Sri Lanka

\* Not published

CR-Crude annual death rate due to cancers per 100,000 population

ASR – Age standardized annual death rate due to cancers per 100,000 population

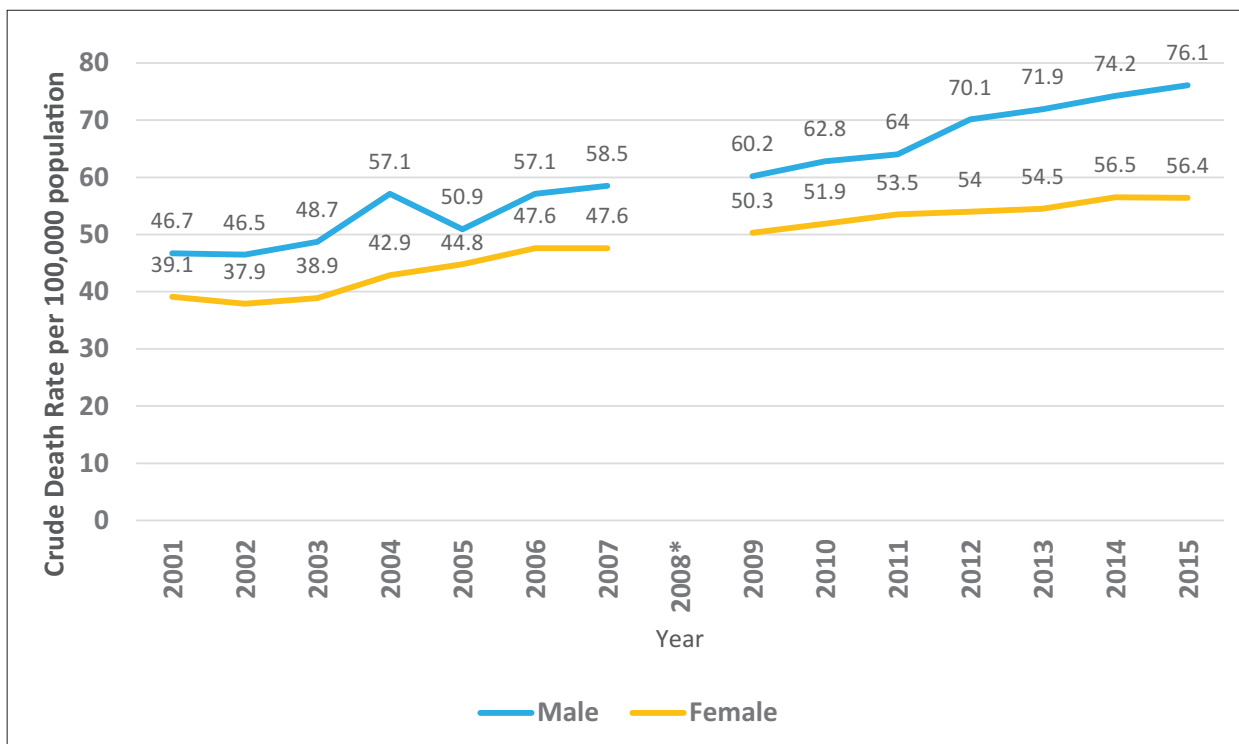


Figure 61: Crude Death Rate due to cancers in Sri Lanka Based on Vital Registration System 2001 -2015

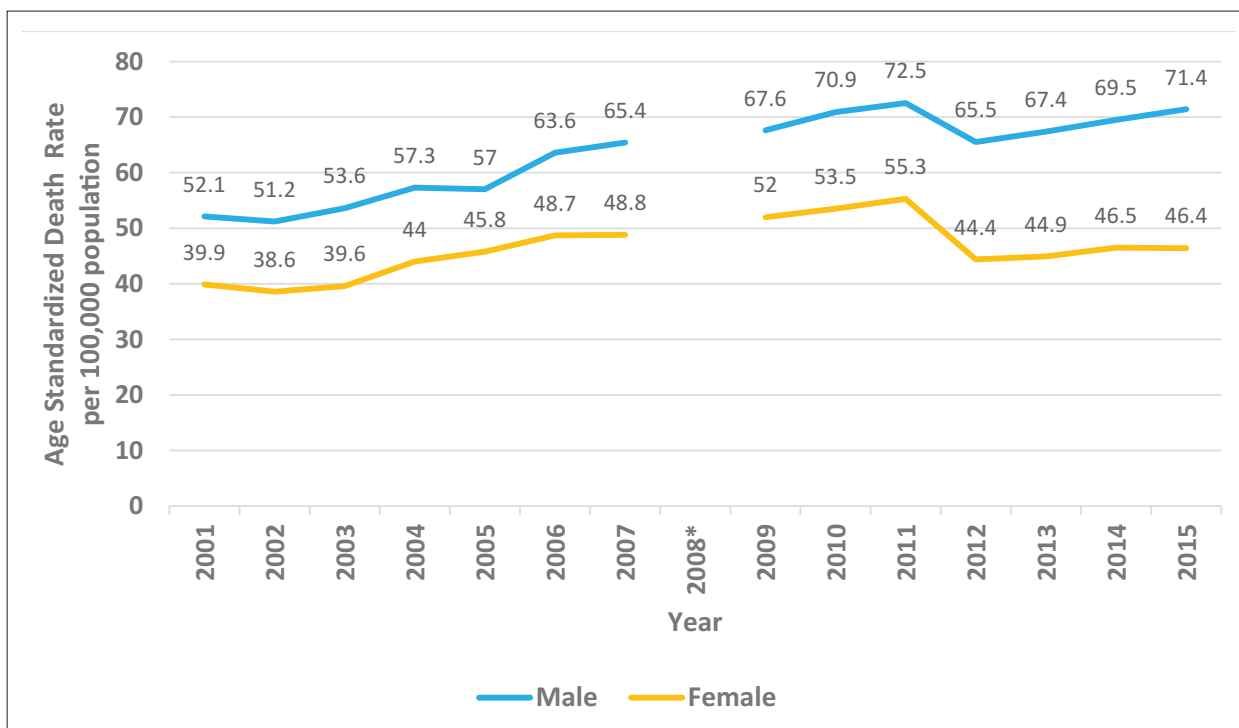


Figure 62: Age standardized death rates due to cancer based on vital registration system 2001 -2015

**Table 38: Number of deaths due to cancers by sex & site of cancer based on deaths reported to vital registration system of Sri Lanka 2015**

ICD- 10 Code	Site of Cancer	Male		Female		Total	
		*No.	**CDR	*No.	**CDR	*No.	**CDR
C00-C14	Lip,oral cavity and pharynx	799	7.9	223	2.1	1022	4.9
C15	Oesophagus	379	3.7	262	2.4	641	3.1
C16	Stomach	279	2.7	196	1.8	475	2.3
C18-C21	Colon,rectum and anus	204	2.0	171	1.6	375	1.8
C22	Liver and intrahepatic bile ducts	528	5.2	263	2.4	791	3.8
C25	Pancreas	71	0.7	66	0.6	137	0.7
C32	Larynx	166	1.6	65	0.6	231	1.1
C33-C34	Trachea, bronchus and lung	847	8.3	308	2.8	1155	5.5
C43	Melanoma of skin	2	0.0	0	0.0	2	0.0
C50	Breast	16	0.2	652	6.0	668	3.2
C53	Cervix uteri			144	1.3		
C54-C55	Uterus			312	2.9		
C56	Ovary			220	2.0		
C61	Prostate	223	2.2				
C67	Bladder	141	1.4	19	0.2	160	0.8
C70-C72	Meninges, brain and other parts of central nervous system	295	2.9	222	2.1	517	2.5
C82-C85	Non-Hodgkin s lymphoma	176	1.7	100	0.9	276	1.3
C90	Multiple myeloma and malignant plasma cell neoplasms	96	0.9	61	0.6	157	0.7
C91-C95	Leukaemia	317	3.1	272	2.5	589	2.8
Other C00 - C95	Remainder of malignant neoplasm	3131	30.8	2491	23.0	5622	26.8
D00-D48	Remainder of neoplasms D00-D48	56	0.6	52	0.5	108	0.5
<b>C00-D48</b>	<b>All Neoplasms</b>	<b>7726</b>	<b>76.1</b>	<b>6099</b>	<b>56.4</b>	<b>13825</b>	<b>65.9</b>

\*No. – Number of deaths, \*\* CDR – Crude Death Rate

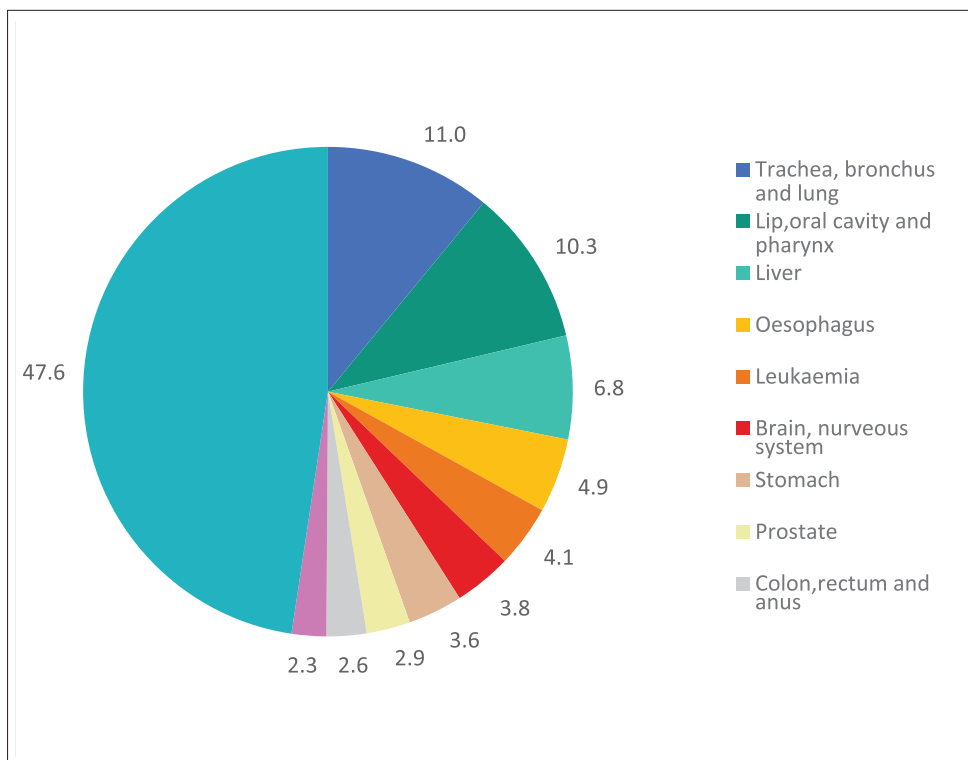


Figure 63: Proportion of leading cancer deaths among males based on deaths reported to vital registration system of Sri Lanka 2015

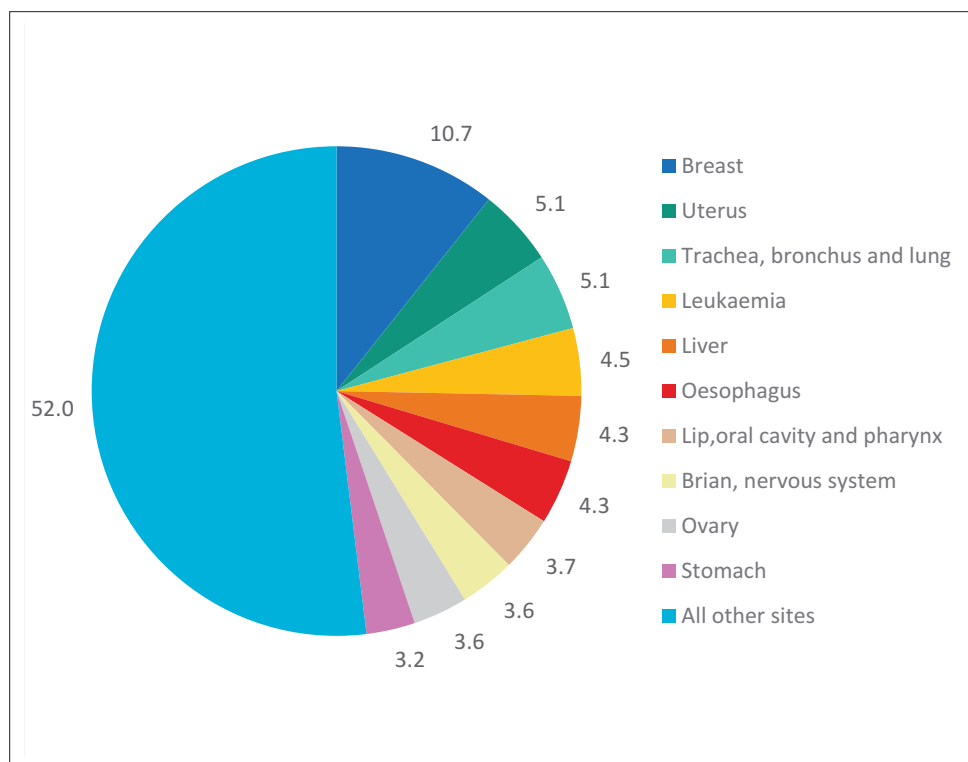


Figure 64: Proportion of leading cancer deaths among females based on deaths reported to vital registration system of Sri Lanka 2015

**(ii) Mortality data through Indoor Morbidity Mortality Return**

Mortality data due to cancers were obtained through Annual Health Bulletin of Ministry of Health based on Indoor Morbidity Mortality Return (IMMR).

**Table 39: Deaths due to cancers among males & females in hospitals in Sri Lanka, 2005-2020**

Year	No. of hospital deaths due to cancers		
	Male	Female	Total
2005			2753
2006			3241
2007			3498
2008			3485
2009			3774
2010			4449
2011			4631
2012	2538	1931	4519
2013	2559	1980	4539
2014	2867	2128	4995
2015	2657	2141	4798
2016	2878	2270	5148
2017	2720	2218	4938
2018	3223	2566	5789
2019	3462	2834	6296
<b>2020</b>	<b>2947</b>	<b>2406</b>	<b>5353</b>

Sources: Annual Health Bulletin 2005 to 2020

**Table 40: Deaths due to cancers in hospitals, crude hospital annual death rates due to cancers and proportionate mortality ratio for cancers out of all hospital deaths in Sri Lanka, 2005-2020**

Year	No. of hospital deaths due to cancers	Crude hospital annual death rate due to cancers per 100,000 population	Proportionate Mortality Ratio (PMR) out of all hospital deaths
2005	2753	14	8.3
2006	3241	16.3	9.9
2007	3498	17.5	10.1
2008	3485	17.2	9.8
2009	3774	18.5	10
2010	4449	21.5	11.1
2011	4631	22.2	11.8
2012	4519	22.2	11.6
2013	4539	22.2	11.2
2014	4995	24	11.7
2015	4798	22.9	11
2016	5148	24.3	12
2017	4938	23	10.5
2018	5789	26.7	11.7
2019	6296	28.9	11.7
<b>2020</b>	<b>5353</b>	<b>24.4</b>	<b>11.2</b>

Sources: Annual Health Bulletin 2005 to 2020

**Table 41: Hospitalizations, hospital deaths and case fatality rate due to cancers in year 2019 by RDHS divisions in Sri Lanka**

*RDHS Area	Hospital Admissions due to cancers			**Case fatality rate
	Total hospital admissions	Live hospital discharges	No. hospital deaths	
Colombo	58,322	56,269	2,053	3.5
Gampaha	5,412	5,141	271	5.0
Kalutara	2,551	2,457	94	36.7
Kandy	21,435	20,791	644	3.0
Matale	1,649	1,565	84	5.1
Nuwara Eliya	1,213	1,145	68	5.6
Galle	15,045	14,538	507	3.4
Matara	1,720	1,650	70	4.1
Hambanthota	1,430	1,372	58	4.1
Jaffna	5,209	5,057	152	2.9
Kilinochchi	371	366	5	1.4
Mullaitivu	110	104	6	5.5
Vavuniya	405	390	15	3.7
Mannar	218	209	9	4.1
Batticaloa	929	870	59	6.4
Ampara	403	381	22	5.5
Kalmunai	640	620	20	3.1
Trincomalee	399	396	3	0.8
Kurunegala	1,247	1,186	61	4.9
Puttalam	952	877	75	7.9
Anuradhapura	7,035	6,701	334	4.8
Polonnaruwa	1,306	1,172	134	10.3
Badulla	5,689	5,449	240	4.2
Monaragala	1,124	1,071	53	4.7
Ratnapura	5,879	5,651	228	3.9
Kegalle	1,124	1,036	88	7.8
<b>Sri Lanka</b>	<b>141,817</b>	<b>136,464</b>	<b>5,353</b>	<b>3.8</b>

\*RDHS area – Regional Director of health Services divisions

\*\*Case Fatality rate =  $\frac{\text{No. of hospital deaths due to cancers}}{\text{Total number of hospital admissions due to cancers}} \times 100$

# Statistical Terminology

## Population at risk

The population at risk includes all individuals susceptible to a specific cancer. It is defined on the basis of demographic variables, such as place of residence, sex, age group. Years of risk duration are counted in person-years.

## Incidence

Incidence quantifies the number of new cases that develop in a population of individuals at risk during a specified time interval. Usually it is given as per 100,000 population per year.

## Mortality

Mortality is the number of deaths occurring in a given period in a specified population. It can be expressed as an absolute number of deaths per year or as a rate per 100,000 persons per year.

## Crude rate

Data on incidence or mortality are often presented as rates. For a specific tumour and population, a crude rate is calculated simply by dividing the number of cancer deaths observed during a given time period by the corresponding number of person years in the population at risk. For cancer, the result is usually expressed as an annual rate per 100,000 persons at risk.

$$\text{Crude incidence rate} = \frac{\text{Total number of cases in the year}}{\text{Total midyear population at risk}} \times 100,000$$

$$\text{Crude death rate} = \frac{\text{Total number of deaths in the year}}{\text{Total midyear population at risk}} \times 100,000$$

## Age-specific rate

The age-specific rate is calculated simply by dividing the number of new cancers or cancer deaths observed in a given age category during a given time period by the corresponding number of person years in the population at risk in the same age category and time period. The result is usually expressed as an annual rate per 100,000 person-years. In this publication, five-year age categories are used

$$\text{Age-specific incidence rate} = \frac{\text{Number of cases in the five-year age group}}{\text{Population at risk in the corresponding age group}} \times 100,000$$

$$\text{Age-specific death rate} = \frac{\text{Number of deaths in the five-year age group}}{\text{Population at risk in the corresponding age group}} \times 100,000$$

## ASR (Age standardized rate)

An age-standardised rate (ASR) is a summary measure of the rate that a population would have if it had a standard age structure. Standardization is necessary when comparing several populations that

differ with respect to age because age has a powerful influence on the risk of dying from cancer. The ASR is a weighted mean of the age-specific rates; the weights are taken from population distribution of the *standard population*. The most frequently used standard population is the *World Standard Population*. The calculated mortality rate is then called age-standardised mortality rate (world). The world standard population used within the application is as proposed by Segi (1960) and modified by Doll and *al.* (1966). The ASR is also expressed per 100,000.

### Age Distribution of the world standard population

Age group	w <sub>i</sub>
0-4	12000
5-9	10000
10-14	9000
15-19	9000
20-24	8000
25-29	8000
30-34	6000
35-39	6000
40-44	6000
45-49	6000
50-54	5000
55-59	4000
60-64	4000
65-69	3000
70-74	2000
75-79	1000
80-84	500
85+	500
<b>Total</b>	<b>100000</b>

### Life time risk (Cumulative Risk)

Cumulative incidence/mortality is the probability or risk of individuals getting/dying from the disease within a specified age interval within a time period.

(The cumulative risk is the risk which an individual would have of developing the cancer under study during a certain age span if no other causes of death were in operation)



## List of References

Department of Census and Statistics. (2022). Retrieved 24 April 2023, from [http://www.statistics.gov.lk/Population/StaticallInformatoin/Vital Statistics](http://www.statistics.gov.lk/Population/StaticallInformatoin/Vital%20Statistics)

International Association of Research on Cancer. (2010) Glossary of terms. Retrieved 24<sup>th</sup> April 2023, from <http://www-dep.iarc.fr/WHOdb/glossary.htm>.

International Association of Research on Cancer. (2021). International Association of Cancer Registries. Retrieved 24 April 2023, from <http://www.iacr.com.fr/index.php>

Ministry of Health, Nutrition and Indigenous Medicine Sri Lanka. (Annual Health Bulletin 2020.) Retrieved 24<sup>th</sup> April 2023, from [http://www.health.gov.lk/moh\\_final/english/public/elfinder/files/publications/AHB/2023/Annual%20Health%20Bulletin%202020\(Updated%20on%202023.02.02\).pdf](http://www.health.gov.lk/moh_final/english/public/elfinder/files/publications/AHB/2023/Annual%20Health%20Bulletin%202020(Updated%20on%202023.02.02).pdf)

Steliarova-Foucher, E., Stiller, C., Lacour, B., & Kaatsch, P. (2005). International classification of childhood cancer. *Cancer*, 103(7), 1457-1467.

World Health Organization. (2013). International classification of diseases for oncology (ICD-O)- 3(1). World Health Organization. <https://apps.who.int/iris/handle/10665/96612>

World Health Organization. (2016). International statistical classification of diseases and related health problems: ICD 10 – 5(1). World Health Organization. Retrieved from <https://icd.who.int/browse10/Content/statichtml/ICD10Volume2en2016.pdf>



**National Cancer Control Programme**  
**Ministry of Health**  
555/5, Public Health Complex,  
Elvitigala Mawatha,  
Narahenpita, Colombo 5  
Sri Lanka  
+94112368627  
[www.nccp.health.gov.lk](http://www.nccp.health.gov.lk)

